


Bone  Clones®

OSTEOLOGICAL REPRODUCTIONS

OSTEOLOGICAL REPRODUCTIO



2017

# Human Anatomy and Anthropology

Skulls & Skeletons  
Individual Elements



BONE CLONES  
INCORPORATED  
OSTEOLOGICAL  REPRODUCTIONS

This catalog represents the human, fossil hominid and non-human primate portion of our product line, which includes a wide range of specimens including: anatomically modern humans, archaic humans, early *homo*, and other hominids, examples of ancestry (African, Asian, European), sex, age (fetal, child, adolescent, adult), pathology, and trauma.

In these pages and on our website you will find an impressive collection of skulls, full and partial skeletons, individual cranial and postcranial bones, comparative sets and bone boxes, physical therapy joints, brains, endocasts, life casts, printed 3D scans, reduced and enlarged scale specimens, sculpture, and more.

Bone Clones® are hand-made from start to finish in the United States and are widely used in numerous educational settings from science centers to institutions of higher and lower education, and museum exhibits.



**Bone Clones®**  
**Co-Founder, Dave Kronen**





HUMAN ANATOMY  
ANTHROPOLOGY  
**2017**



**Exceptional Originals  
Durable Custom Resin  
Detail Fidelity  
Hand Finished  
Made in the USA**

All Bone Clones® products in this catalog are produced and handmade by Bone Clones, Inc. in the USA and are protected under State, Federal and International trademark laws. Photographs, text, descriptions or casts cannot be reproduced without the written consent of Bone Clones, Inc. Please note that prices are subject to change without notice.

## TABLE OF CONTENTS

**Ordering ..... D**

**Human Postcranial..... E**

**Human Skeletons ..... 2-6**

**Half Scale Skulls..... 7**

**Human Skulls..... 8-9**

**Advanced Anatomy ..... 10-18**

**Hands, Feet & Femora ..... 19-21**

**Child..... 22-26**

**Fetal ..... 27-29**

**Pathology, Trauma &  
Forensics..... 30-45**


**Fossil Hominids..... 46-61**

**Non-Human Primates ..... 62-77**

**Index ..... 78-81**

Whether referred to by their brand name, or as replicas, reproductions, casts, or models, Bone Clones® meet our original goal: to create duplicates of life-sized animals and humans cast in a custom-formulated polyurethane resin that are "Virtually Indistinguishable From the Original."™

*Only Mother Nature Does It Better™*

<b>B</b>	Bone Clones Osteological Reproductions 
	TABLE OF CONTENTS

**1-800-914-0091**



# Bone Clones, Inc.

OSTEOLOGICAL REPRODUCTIONS

## About our Website and Catalogs

Fields of Study

Elements

Pathology & Trauma

Sets & Series

New Products

Human Anatomy

Zoology

Fossil Hominids

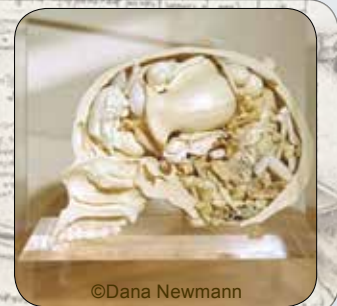
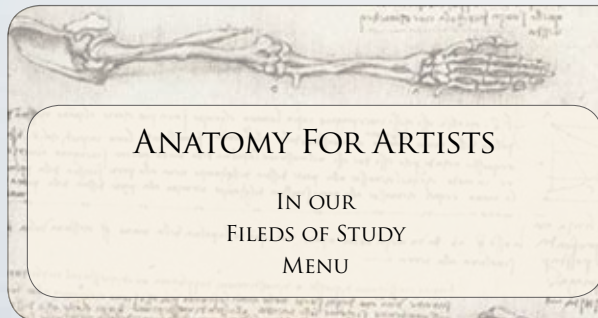
Primates

Paleontology

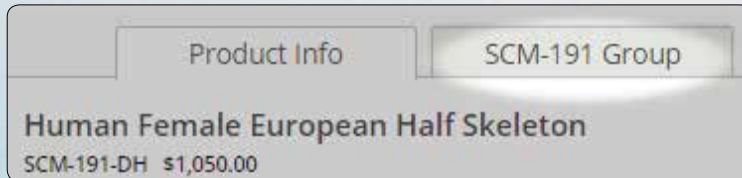
Forensics

**A** fact that surprises many is that Bone Clones had an online store in 1995 – when the world-wide-web and e-commerce were just beginning. This original site helped spread the word about our unique product line for two decades.

As the diversity and scope of our products and customers grew we realized the need for a website with easier navigation. The twelve zoological products we had started with had grown to thousands, including extinct and extant animals and humans, products relevant to diverse fields of study, such as human anatomy, anthropology, forensics, as well as many other disciplines.




In 2015 we launched a new and improved website showcasing each of our osteological replicas on its own page with high quality photographs and informative descriptions of the item. Some products (skeletons, sets) feature a group tab on the upper right hand corner. Clicking this tab leads to a page showing multiple items from that particular skeleton or set. You can select and purchase multiple or single postcranial parts, whether it be a hand, foot, pelvis, tibia or femur, or, in the case of sets, one or more of the individual component parts.



**A**s our product line grew, we found it practical to make two catalogs: one for our zoological products and one for our human anatomy, which includes fossil hominids and primates. We found that educational customers are often interested in one or the other of those categories, but of course, in some instances there is crossover interest. Non-human primates appear in both catalogs.

**If you receive one of our catalogs and would like to receive the other, please let us know.**



[www.boneclones.com](http://www.boneclones.com)



Bone Clones Osteological Reproductions

WEBSITE AND CATALOGS

**C**

Order on our website: [www.boneclones.com](http://www.boneclones.com)  
 Order by phone: 818-709-7991 or 800-914-0091 (USA customers only)  
 Order by Fax: 818-709-7993 Order by e-mail: [order@boneclones.com](mailto:order@boneclones.com)  
 Order by mail: Bone Clones, Inc. • 21416 Chase Street #1  
 Canoga Park, CA 91304 • U.S.A.



**Payment:**



We accept Visa, Mastercard, American Express and Discover. Checks or money orders can be mailed to us, made payable to Bone Clones. Allow 10 days for personal checks to clear. Sorry, we do not ship COD.

Educational institutions can fax, mail or e-mail us your Purchase Order.

**Shipping:**

Your address: Please provide us with your shipping and billing address (if different), email, and a daytime phone number.

Our preferred shipping method is to a street address. If you have special shipping needs, please advise us.


Specify: Item #, description, quantity and price. Add shipping charges, per chart below. California residents, add Sales Tax.

Domestic Ground Charges: (Additional charges apply to Hawaii and Alaska)			
Up to \$50 .....	\$10.50	\$201 to \$250.....	\$21.00
\$51 to \$100.....	\$12.50	\$251 to \$300.....	\$25.00
\$101 to \$150.....	\$17.75	\$301 to \$400.....	\$29.00
\$151 to \$200.....	\$18.75	Over \$400.....	7% of order

We will be happy to quote you shipping charges for items that require special crating and shipping.

Rush orders: For expedited 2 day air service add \$20.00 to above charges. For next day air service add \$38.00.

International Orders: Shipping charges depend on size, weight and the level of service. We will quote you the shipping and handling charges. Please note that there may be additional charges in the recipient country such as customs duties, VAT taxes, etc., which are the responsibility of the recipient. Our commercial invoice indicates that Bone Clones® are educational products and in some instances, this can impact the charges favorably.

<b>D</b>	Bone Clones Osteological Reproductions 
	<b>ORDERING</b>

**1-800-914-0091**



## Human Skeleton, Postcranial

Prices and part numbers listed are from our SC-092 Male Asian Skeleton.  
(Each part is available from every human skeleton. Prices may vary.)

Hyoid .....	SC-092-02 .....	\$35.00
Clavicle.....	SC-092-01 .....	\$20.00
Scapula.....	SC-092-04 .....	\$85.00
Sternum.....	SC-092-05 .....	\$52.00
Humerus.....	KO-092-H .....	\$56.00
Radius .....	SC-092-61 .....	\$40.00
Ulna .....	SC-092-62 .....	\$40.00
Coccyx.....	SC-092-59A.....	\$15.00
Arm, Disarticulated w/ Semi-Articulated Hand.....	SC-092-67S.....	\$220.00
Arm, Articulated w/ Articulated Rigid Hand.....	SC-092-67-AS .....	\$393.00
Hand, Articulated Rigid.....	H-02-M.....	\$135.00
Hand, Articulated Premium Flexible .....	H-01-M.....	\$189.00
Hand, Disarticulated .....	H-04-M.....	\$145.00
Hand, Semi-Articulated.....	H-03-M.....	\$115.00
Vertebra, Cervical Single .....	SC-092-10 .....	\$20.00
Vertebra, Thoracic Single .....	SC-092-20 .....	\$20.00
Vertebra, Lumbar Single.....	SC-092-30 .....	\$20.00
Cervical Verts, Set of 7 .....	SC-092-14C.....	\$132.00
Thoracic Verts, Set of 12 .....	SC-092-26T .....	\$228.00
Lumbar Verts, Set of 5.....	SC-092-31L .....	\$95.00
Set of 3 Cervical, Thoracic, Lumbar .....	SC-092-10-SET .....	\$56.00
Vertebral Column.....	SC-092-31S.....	\$390.00
Rib T-1 .....	SC-092-33C.....	\$18.00
Rib T-6 .....	SC-092-33T .....	\$18.00
Rib T-12.....	SC-092-33L .....	\$18.00
Full Ribs, Set of 24 .....	SC-092-56S.....	\$390.00
Innominate.....	SC-092-57 .....	\$75.00
Pelvis, Disarticulated .....	KO-093-PD .....	\$198.00
Pelvis, Articulated .....	KO-093-P.....	\$155.00
Femur .....	SC-092-F.....	\$56.00
Sacrum .....	SC-092-77 .....	\$48.00
Tibia.....	SC-092-69 .....	\$45.00
Fibula.....	SC-092-70 .....	\$36.00
Patella.....	SC-092-72 .....	\$18.00
Leg, Articulated w/ Articulated Rigid Foot.....	SC-092-75-A.....	\$333.00
Leg, Disarticulated w/ Disarticulated Foot .....	SC-092-75S.....	\$215.00
Foot, Articulated Rigid .....	F-02-M .....	\$135.00
Foot, Articulated Premium Flexible.....	F-01-M.....	\$189.00
Foot, Disarticulated.....	F-04-M.....	\$145.00
Foot, Semi-Articulated.....	F-03-M.....	\$115.00
Humerus, Scapula, Clavicle Set.....	SC-092-HSC.....	\$150.00



Please visit our website for an extensive listing of available human skeletons and their associated postcranial elements and individual parts.



[www.boneclones.com](http://www.boneclones.com)



Bone Clones Osteological Reproductions

SKELETON POSTCRANIAL

E

## Human European Skeletons, Maxwell Collection



**MAXWELL  
MUSEUM**  
OF ANTHROPOLOGY

The Maxwell Museum of Anthropology's Laboratory of Human Osteology, at the University of New Mexico, serves as a repository of human remains and includes prehistoric, historic, documented, and forensic remains. Information on the sex, age, population affinity, and cause of death is available for the majority of these individuals. A portion of the sales goes to further their work.

See pp 40-43 for additional pieces from the Maxwell Museum.

Bone Clones is grateful to the Maxwell Museum for allowing us to select specimens for reproduction from their valuable collection and granting us exclusive casting rights to these pieces. The license to cast from originals in the Maxwell Museum's collection provides the means for researchers in distant locations to study numerous and diverse osteological characteristics.

*Please note that specimens from the Maxwell Collection can only be sold to recognized educational institutions and professionals associated with educational institutions.*

See our website for a complete listing of available human skeletons



See pages E & 5 for individual parts and articulation options.



Stand Included

Stand Included

**Human Male European  
Articulated Skeleton**  
5' 8" Tall  
SCM-192-A.....\$2,495.00

**Human Female European  
Articulated Skeleton**  
5' 6" Tall  
SCM-191-A.....\$2,495.00

**2**

Bone Clones Osteological Reproductions



**EUROPEAN SKELETONS  
MAXWELL COLLECTION**

**1-800-914-0091**





## Human Asian Skeletons




**Human Male Asian  
Articulated Skeleton**  
6' Tall  
SC-092-A..... \$2,395.00

**Human Female Asian  
Articulated Skeleton**  
5' Tall  
SC-211-A..... \$2,395.00

**Human Male Asian Robust  
Articulated Skeleton**  
5' 6" Tall  
SC-287-A..... \$2,395.00



[www.boneclones.com](http://www.boneclones.com)

 Bone Clones Osteological Reproductions

ASIAN SKELETONS

**3**

**P**ristine examples of adolescent skeletons are rare finds in teaching collections. The developing skeleton is very different from adult skeletons -- the numerous ossification centers and growth plates can dramatically change the appearance of individual bones. Learning how to assess and gauge the degree of skeletal maturation is a very basic but critical skill for students of anatomy. Thus, having such a specimen available for laboratory teaching purposes is invaluable. Furthermore, as even the busiest forensic osteologists and anthropologists only rarely encounter the skeletonized remains of adolescents, this specimen may serve as a useful reference tool during the evaluation of individual cases. The totality of features of this specimen, including those of the skull, dentition, epiphyseal union and bone length, suggests an age between 15 and 18 years. While race and sex cannot be reliably determined on subadult remains, the features of race of this individual are overwhelmingly Asian. Sexual attributes are suggestive but not diagnostic of male sex.



**Human Adolescent Skull  
Calvarium Cut**  
7 1/2" L, 5 1/2" W, 8" H  
BC-305 ..... \$279.00



**Human Adolescent Skull**  
7 1/2" L, 5 1/2" W, 8" H  
BC-301 ..... \$230.00



**Human Adolescent  
Half Skeleton, Disarticulated  
with BC-305 Calvarium Cut Skull**  
Skeleton provided with hand and  
foot completely disarticulated.  
SC-301-DH ..... \$1,420.00



See our website  
for postcranial  
list and more  
information.




**Human Adolescent  
Skeleton,  
Articulated**  
5' 1/2" Tall  
SC-301-A ..... \$3,225.00

**Human Adolescent Skeleton,  
Disarticulated**  
One hand and foot rigidly articulated,  
one hand and foot disarticulated.  
SC-301-D ..... \$2,025.00

## Human Skeleton Options

The options shown below are available for every human skeleton. Prices may vary.


**Shown:**  
SC-092-DH



**Human Half Skeleton, Disarticulated with Calvarium Cut Skull**  
Skeleton provided with hand and foot completely disarticulated.

Male Asian SC-092-DH.....	\$989.00
Female Asian SC-211-DH.....	\$989.00
Male European SCM-192-DH.....	\$1,095.00
Female European SCM-191-DH.....	\$1,095.00
Male Asian Robust SC-287-DH.....	\$990.00

See our website for all half and partial human skeletons




**Human Adult Male Arm with Scapula, Articulated w/ rigid hand**  
SC-092-67-AS ...\$393.00

**Human Adult Male Leg, Articulated w/ rigid foot**  
SC-092-75-A .....\$333.00

See our website for all human arms and legs



**Shown:**  
SC-092-D



**Human Skeleton, Disarticulated**  
One hand and foot rigidly articulated, one hand and foot disarticulated.

Male Asian SC-092-D.....	\$1,450.00
Female Asian SC-211-D.....	\$1,450.00
Male European SCM-192-D.....	\$1,595.00
Female European SCM-191-D...	\$1,595.00
Male Asian Robust SC-287-D....	\$1,450.00

See our website for all disarticulated human skeletons




**Premium Skeleton Case**  
Accommodates Bone Clones® disarticulated skeleton or 6 skulls. Hard case construction with black vinyl covering.  
26" L, 15" W, 8" H  
S-16..... \$189.00



**Skeleton Case Corrugated Plastic**  
Accommodates Bone Clones® disarticulated skeleton or 6 skulls. Light weight and economical.  
26" L, 15" W, 8" H  
S-93.....\$89.00





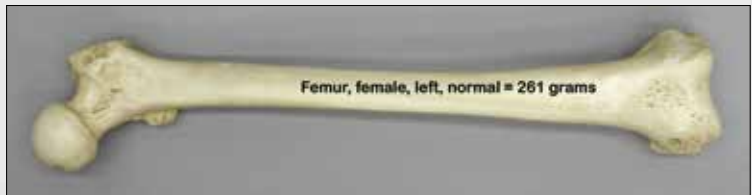

# Bone Clones®

www.boneclones.com  
1-800-914-0091



### Human Cervical Vertebrae and Occipital Assembly

4" W x 9" H  
**KO-249.....\$186.00**  
Human Cervical Vertebrae and Occipital Assembly includes C1 through C7 with the occipital bone. This assembly allows educators and practitioners to point out the details of the architecture of each cervical vertebra.



### Human Adult Female Femur, Osteoporosis, Comparative Set 15 3/4" L

**KO-170-SET.....\$120.00**

(Also Sold Individually)

This comparative pair of femurs illustrates that the condition created by osteoporosis is not detectable by merely looking at the outside of the bone. A bone density test would reveal the great difference between the healthy (261g) and osteoporotic bone (147g).



### Bone Box – Left Side Only (Case S-82 Included)

Available for male or female, each kit comprises a selection of key bones from an adult skeleton (greater than 35 years of age), including long bones, the fifth rib, key vertebrae, rigidly articulated hand and foot, hyoid, clavicle, scapula, sternum, innominate, sacrum, coccyx and patella. The kit also provides an exceptionally detailed skull featuring a removable calvarium and spring-hinged jaw. Detailed enough to offer an excellent model for teaching anatomy to medical, dental, and nursing students. Plastic carrying case S-82 included.



### Bone Box - Female, Left Side Only

**COMP-110-F .....\$728.00**  
(Shown)

### Bone Box - Male, Left Side Only

**COMP-110-M.....\$728.00**  
(Not Shown)

Also available, see pg 25:

### Bone Box - 5-year-old Child

**Skeleton Case, Corrugated Plastic**  
17 1/2" L, 12" W, 10" H  
**S-82 (Included)**



### Premium Carrying Case

(Sold Separately)  
26" L, 15" W, 8" H  
**S-16.....\$189.00**



## Half Scale Skulls: Hominids, Ancestry/Sex

Introducing our latest project: replica half scale (1:2) versions of Bone Clones® skulls. We 3D scanned our full-sized skulls, printed them at half-scale, then meticulously prepared them for molding. The resulting cast—a perfect duplicate of the original Bone Clones® skull at half the scale—is then finely hand-finished. We think they're beautiful, useful, and a little addicting. They provide an affordable, compact solution for K-12 educators who want to give their students hands-on experience, and for collectors with great enthusiasm, but limited space. Plus, they make great gifts!

Full 1:1 scale *Homo neanderthalensis* Shanidar 1 Skull (BH-050, see pg. 48) for size comparison only, not included.

### Set of 4 Half Scale Fossil Hominid Skulls

*Ardipithecus ramidus*, *Australopithecus afarensis* "Lucy", *Homo ergaster* "Turkana Boy", *Homo neanderthalensis* "Shanidar 1"  
**TSBH-COMP-1..... \$475.00**

**Also Available Individually, \$125.00 Each**  
 (For full-scale (1:1) versions, see pp. 48-51.)



TSBH-039

TSBH-021-T

TSBH-012

TSBH-050



Male African  
TSBC-110

Male Asian  
TSBC-253

Male European  
TSBC-107



Female African  
TSBC-178

Female Asian  
TSBC-149

Female European  
TSBC-133

**Set of 6 Half Scale Male & Female Skulls**  
**TSCOMP-120..... \$625.00**

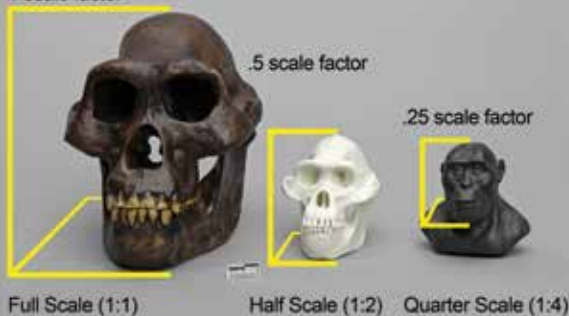
**Also Available Individually, \$110.00 Each**

**Set of 3 Half Scale Human Male Skulls**  
**TSCOMP-121..... \$315.00**

**Set of 3 Half Scale Human Female Skulls**  
**TSCOMP-122..... \$315.00**

**For full-scale (1:1) versions, see pg. 18.**

1 scale factor



Full Scale (1:1)

Half Scale (1:2)

Quarter Scale (1:4)

### About Scale

Uniform scaling is a proportional increase or decrease in size from the original. The number by which the dimensions of a shape are multiplied (changed) is called the scale factor.

2d: Area = length x width (squared units)

3d: Volume = length x width x depth (cubic units)

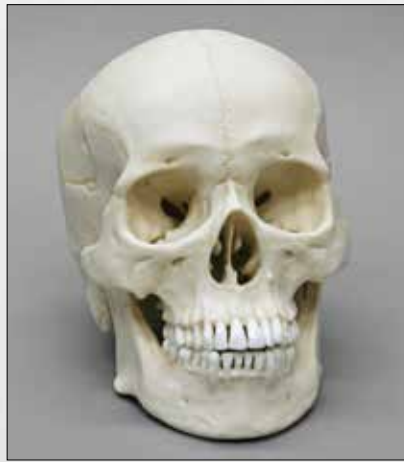
Half scaled objects appear smaller than expected. This is because when a 3-dimensional object is scaled down, for example, by a factor of 1/2, its volume goes down to 1/8 the original: the object is half as wide, half as deep and half as tall. The change in volume is equal to the scale factor cubed (ex:  $1/2^3 = 1/8$ ). To visualize: eight of the 1:2 scale objects fit into the volume of one 1:1 full scale object.



**Premium Human Skulls**

**B**one Clones® are an excellent alternative to natural bone. We are very selective in the originals we cast from and concentrate on retaining the organic elements that are essential for study. As the availability of natural bone skulls diminishes, Bone Clones® are being selected by many universities for their advanced teaching programs.

Bone Clones, Inc. produces an extensive selection of human skulls ranging from prenatal to elderly, sex, ancestry, trauma, and pathology.



**Male Asian**  
8 ½" L, 5" W, 6" H  
BC-016 .....\$235.00



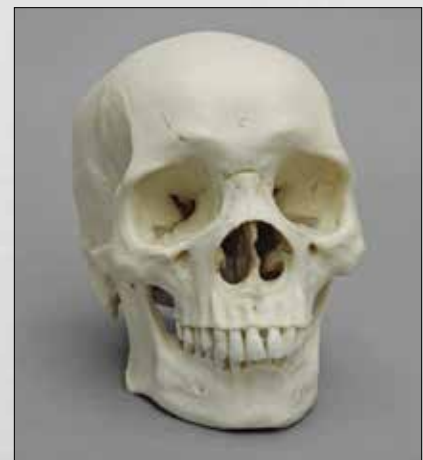
**Human Male Asian, Robust**  
8" L, 6" W, 7 ½" H  
BC-287 .....\$255.00



**Female American Indian**  
7 ½" L, 5 ½" W, 7 ½" H  
BC-213 .....\$270.00



**Male Australian Aboriginal**  
8 ½" L, 5" W, 6" H  
BC-031 .....\$245.00



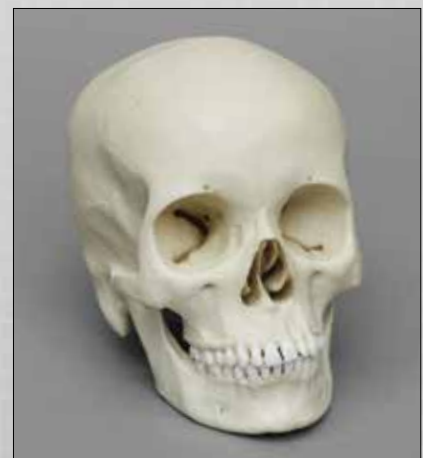
**Male African**  
7 ½" L, 5" W, 6 ½" H  
BC-110 .....\$230.00



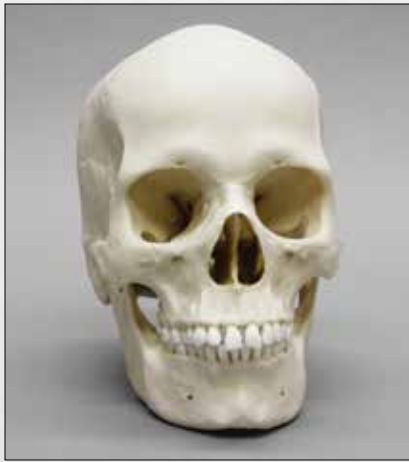
**Female Asian**  
8 ¼" L, 4 ¾" W, 7 ¼" H  
BC-211 .....\$225.00



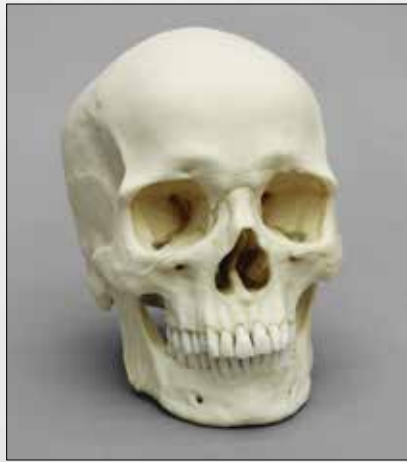
**Female Asian**  
7 ¾" L, 5" W, 6 ¾" H  
BC-149 .....\$230.00



**Female Asian**  
7" L, 5 ¼" W, 6 ¾" H  
BC-299 .....\$235.00



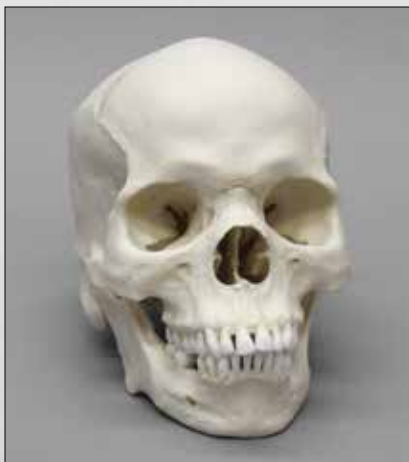
**Female European**  
7 1/2" L, 5" W, 7 1/2" H  
BC-133 .....\$230.00



**Male European**  
7 1/2" L, 5 1/2" W, 7" H  
BC-107 .....\$230.00



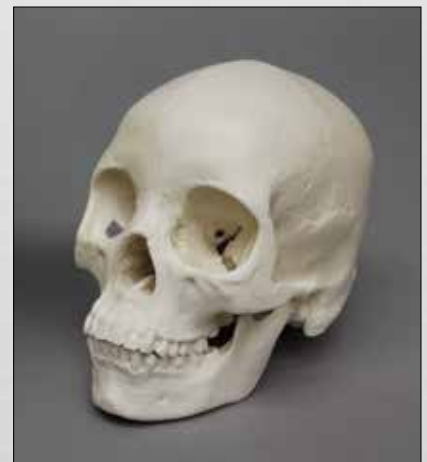
**Female African-American**  
8" L, 5" W, 7" H  
BC-178 .....\$235.00



**Male African-American**  
8" L, 5 1/2" W, 8" H  
BC-203 .....\$235.00



**Male Asian**  
8" L, 5" W, 7 1/2" H  
BC-253 .....\$230.00



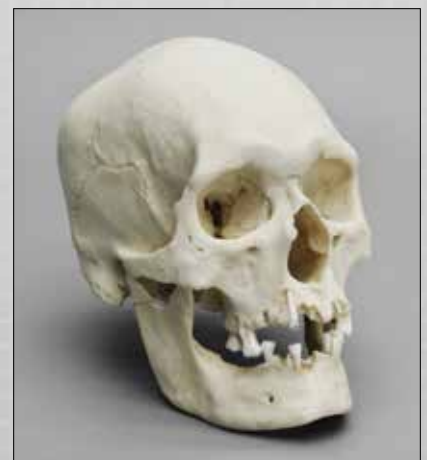
**Female Asian, Economy**  
7" L, 5" W, 6 1/2" H  
BC-059E .....\$140.00



**Male European**  
8" L, 5 1/2" W, 7 1/2" H  
BCM-892 .....\$249.00



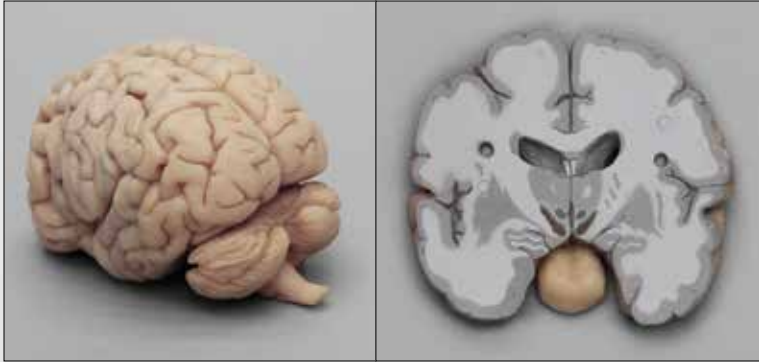
**Female European**  
7 1/2" L, 5" W, 8" H  
BCM-891 .....\$249.00



**Male Polynesian**  
8" L, 5 1/2" W, 8" H  
BC-302 .....\$295.00



**Bone Clones® Exclusive Casting of the Brain**



The ©Human Brain in Multiple Frontal (Coronal) Sections offers an innovative way to study the structure of the brain. Because of the three-dimensional characteristics of the adult brain, the appearance of gross neuronal structures differs depending on the plane of section. Current diagnostic tests available allow for various views of structures in the same patient. Given that neurologic anatomical markers are often used to confirm suspected diagnoses, students in Health Sciences must become adept at deciphering neurologic structures from various views. We are proud to offer the Bone Clones® Human Brain in frontal (coronal) section, which has been created in consultation with Cara Davies, Ph.D. Dr. Davies has also created an extensive lesson plan, which is provided with a KO-515 purchase.

**Human Brain  
Multiple Frontal Sections  
KO-515..... \$775.00**

Discreet built-in magnets and push-fit mating surfaces make it easy to fit and hold sections of the brain firmly together.

**Osteological Evaluation Reports**



Informative evaluation reports are available for most of our human skeletons, skulls and some postcranial items. These reports were prepared by Evan Matshes, M.D., Karen Ramey Burns, Ph.D., forensic anthropologist, or Tori D. Randall, Ph.D., biological anthropologist.

The reports contain information regarding general characteristics of the specimen, sections concerning the age, sex, and ancestral affiliation, with a clear indication of the non-metric measures that went into the determination (or inability to make a determination) of such. Pathologic or traumatic features are also assessed.



A listing of available osteological evaluation reports can be found on our website under the **Human Anatomy category**. A printed version of the 4-8 page report is sent with each Bone Clones® purchased for which a report exists.

See our website for more information.






Advice and review by clinical anatomists, forensic anthropologists and others have enabled us to concentrate on reproducing the osteological elements that are essential for understanding the complex anatomy of the human skull. Well-defined sutures, foramina, cranial nerves, cranial arteries, and other fine neural passages of the head distinguish Bone Clones® Advanced Anatomy Skulls from other available models of the human skull. On the following pages you will find a number of dissected skull replicas of incomparable quality, suitable for medical study.

<p>1.</p> 	<p>2.</p> 	<p><b>1. Human Female European, Calvarium Cut</b> 7 ½" L, 5" W, 7 ½" H <b>BC-150 .....\$279.00</b></p> <p><b>2. Human Male European, Calvarium Cut</b> 7 ¼" L, 5 ¼" W, 7 ¼" H <b>BC-212 .....\$279.00</b></p> <p><b>Human Male and Female Calvarium Cut Comparative Set</b> (Includes Both Skulls) <b>BC-150-212 .....\$530.00</b></p> <p><b>Display Stands available for \$38 each</b></p> <p><b>Brains available (See Below)</b></p>
---	--	--

**Human Male and Female Calvarium Cut Skulls**

These upgraded calvarium cut skulls accurately reproduce the internasal and median palatine sutures, and all foramina (lacerum, spinosum, ovale, stylomastoid, ethmoidal and that of the cribriform plate). Other details include the dorsum sellae and a clear distinction between the superior-posterior vomer and the body of the sphenoid. Removable calvarium and spring-hinged jaw.



**Human Male Asian, Calvarium Cut Skull with Brain and Stand**  
8" L, 5 ½" W, 8" H  
**BC-092-SET .....\$435.00**  
**BC-092 (Skull Only) .....\$259.00**



**Shown:**

- BC-150 Human Female European Calvarium Cut Skull
- S-BC-150 Display Stand
- KO-510 Human Brain

(Each Sold Separately)



**Human Brain**  
(Fits Skull BC-150)  
5 ½" L, 4 ½" W  
**KO-510 ..... \$195.00**

**Human Brain**  
(Fits Skulls BC-092 and BC-212)  
6" L, 5" W, 5" H  
**KO-092 ..... \$165.00**

**About Calvarium Cut Skulls**

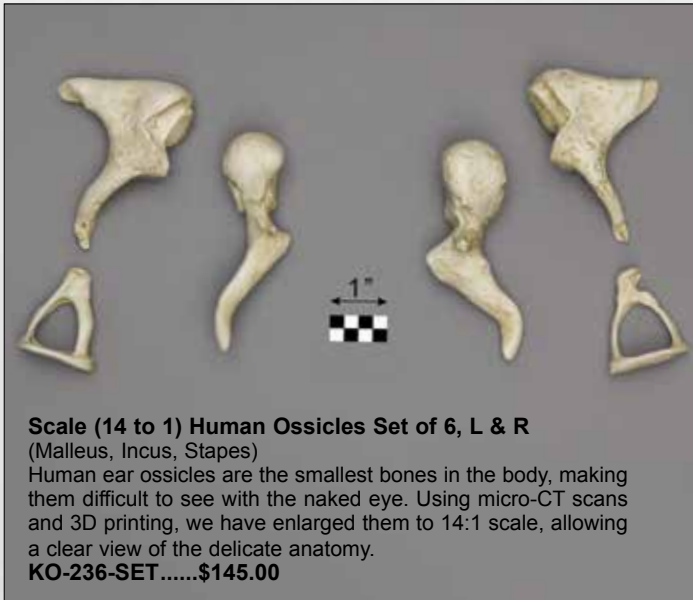
Bone Clones' production techniques allow for the representation of the following patent foramina at an economical price: optic canal, superior orbital fissure, inferior orbital fissure, foramen rotundum, foramen ovale, foramen lacerum, jugular foramen, hypoglossal canal, carotid canal.



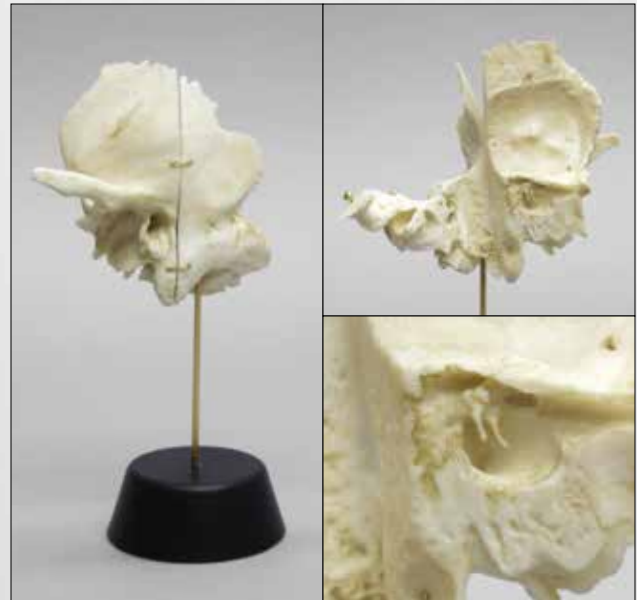
**Human Endocranium (From Skull BC-092)**  
7" L, 5 ½" W, 5" H  
**KO-092E ..... \$135.00**



## Advanced Anatomy



**Scale (14 to 1) Human Ossicles Set of 6, L & R**  
 (Malleus, Incus, Stapes)  
 Human ear ossicles are the smallest bones in the body, making them difficult to see with the naked eye. Using micro-CT scans and 3D printing, we have enlarged them to 14:1 scale, allowing a clear view of the delicate anatomy.  
**KO-236-SET.....\$145.00**



**Human Temporal Bone, Hinged**  
 (Stand Included)  
 The complex temporal bone has been cut in three pieces and hinged together, while retaining the detail to reveal eight patent foramina and other intricacies. Ideal for instruction of the inner workings of the ear.  
 3 3/4" L, 2 1/2" W, 3 1/2" H (Off Stand)  
 8" H (On Stand)  
**KO-320.....\$210.00**



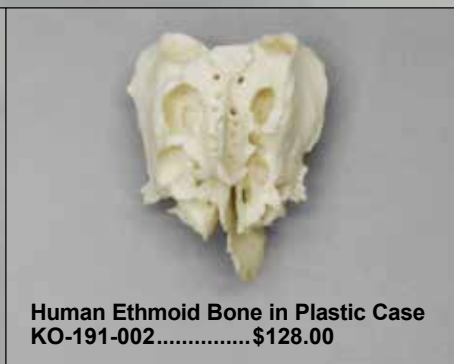
**Life-size Human Ossicles Set of 6, L & R**  
 (Malleus, Incus, Stapes)  
**KO-234-SET.....\$79.00**



**Human Sphenoid, Ethmoid, and Temporal Bone Set**  
 Set reveals all foramina, canals and other minute details.  
**KO-191-020-SET..... \$379.00**



**Human Sphenoid Bone in Plastic Case**  
**KO-191-001.....\$145.00**



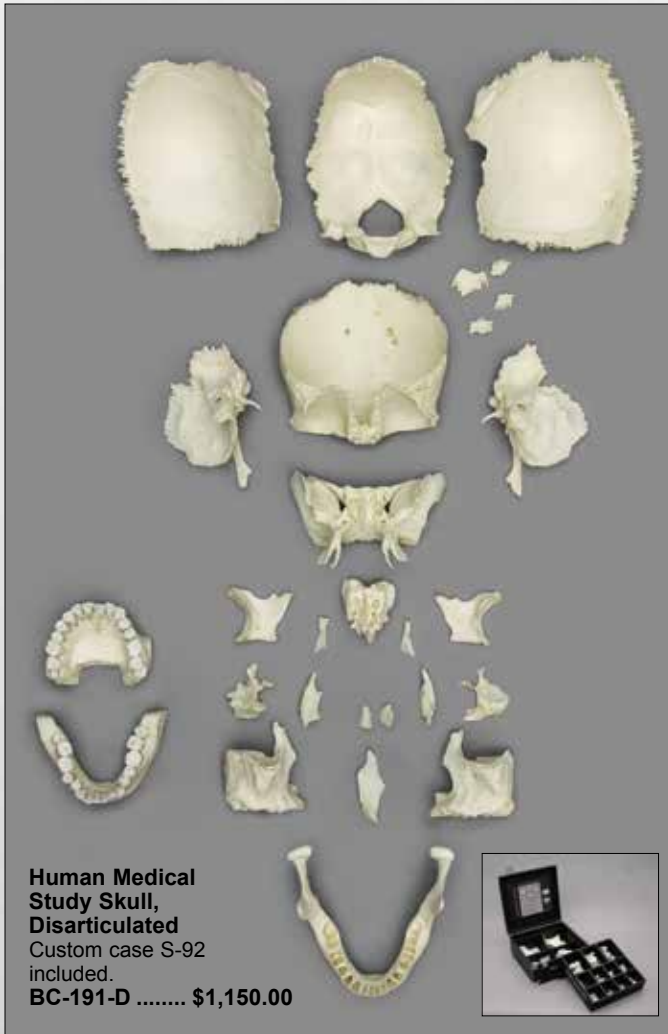
**Human Ethmoid Bone in Plastic Case**  
**KO-191-002.....\$128.00**



**Human Temporal Bone in Plastic Case**  
**KO-191-009.....\$136.00**

## Articulated and Disarticulated Bone Clones® Human Medical Study Skulls

For advanced study of foramina, canals, sutures and processes



**Human Medical Study Skull, Disarticulated**  
Custom case S-92 included.  
**BC-191-D ..... \$1,150.00**



**Human Medical Study Skull, Articulated**  
Custom case S-91 and stand included.  
**BC-191-A..\$1,350.00**

**Both products include neuroanatomical supplemental material: 2 charts and 1 poster by Noel Boaz Ph.D., M.D. & David Kronen**

Our premier anatomy skull shows all the foramina, canals, sutures and fine details of bone edges of a real skull. Ideal for advanced study, foramina are bristle-patent, making student exploration of perforating cranial nerve branches and blood vessels possible. Comprising the 22 cranial bones (and 32 removable teeth) of our completely disarticulated version, our articulated skull is cradled on a stand, with parietal bones separated, giving access to the interior cranium.




**Human Male European Skull with Calvarium Cut, Numbered**  
BC-293 provides 79 numbered landmarks and a corresponding printed list.  
7 3/4" L, 5 1/4" W, 7 1/2" H  
**BC-293 ..... \$335.00**





**Set of 5 Hyoids**  
Includes modern humans and Neanderthal.  
**KO-111-SET .....\$165.00**



**Set of 32 Human Adult Male Teeth**  
**KO-164-SET ..\$295.00**



**Set of 32 Human Adult Female Teeth (All Removeable)**  
**KO-191-018.....\$290.00**



**Set of 11 Primate Hyoids**  
**KO-110-SET .....\$385.00**

- 1. KO-106 Male Gorilla ..... \$40.00
- 2. KO-105 Female Gorilla..... \$40.00
- 3. KO-107 Male Orangutan ..... \$40.00
- 4. KO-108 Female Chimpanzee ..... \$40.00
- 5. KO-102 Male Chimpanzee ..... \$40.00
- 6. FM-533 Elderly Human Ossified ..... \$39.00
- 7. SC-092-02 Male Human..... \$35.00
- 8. SC-211-02 Female Human ..... \$35.00
- 9. SC-187-02 Human Child 14-16-month-old. \$33.00
- 10. KO-135 Neanderthal..... \$45.00
- 11. KO-109 Siamang..... \$40.00

**Magnetic Osteological Teaching Skull, 22-pieces, color or natural**



**EZ-002 (Color)**  
**\$379.00**




Includes an excellent instructional video that identifies each bone by name and clearly demonstrates how the bones fit together.




**EZ-001 (Natural)**  
**\$349.00**

Designed to facilitate identification of bones individually and in context, this affordable, durable plastic skull developed by a European company has built-in magnets and push-fit mating surfaces which click together easily, making this an excellent teaching tool for introductory human anatomy courses. **Imported.**

## Advanced Anatomy

		<p><b>Human Sagittal Cut Half Skull with Brain Hemisphere</b> (Brain and Stand Included) 8" L, 2 1/2" W, 6 1/2"H</p> <p><b>Color-coded and Labeled</b> BC-267-HP-BR.... \$550.00</p> <p><b>Natural Bone Color (Not Labeled)</b> BC-267-H-BR..... \$450.00</p> <hr/> <p><b>Sagittal Cut Half Skull Only</b> (No Brain or Stand)</p> <p><b>Color-coded and Labeled</b> BC-267-HP ..... \$450.00</p> <p><b>Natural Bone Color (Not Labeled)</b> BC-267-H ..... \$350.00</p> <p><b>Stands are available separately for \$38 each</b></p>
		

<p>Our 7-part Study Skull facilitates study of the internal sections of the skull. Designed with removable bone groupings: sphenoid, ethmoid, and vomer.</p> <p><b>Human Female European</b> 7-piece Color-Coded Study Skull BC-224 .....\$750.00</p> <p><b>Also available in natural bone-color (Not Shown)</b> BC-219 .....\$690.00</p> <p><b>Display stands are available separately for \$38 each.</b></p>		
--	--	---

### We thank the following institutions for use of original materials for casting

Academy of Natural Sciences of Philadelphia • Babiarz Institute of Paleontological Studies, Inc. • Black Hills Institute of Geological Research  
 Charleston Museum • Harvard Museum of Comparative Zoology • Dr. Ralph Holloway • Maxwell Museum of Anthropology  
 Natural History Museum of Los Angeles County • Philadelphia Zoo • San Diego Museum of Man • San Diego Natural History Museum  
 San Diego Zoo • Santa Barbara Museum of Natural History • Museum of Osteology • Racoviță Institute of Speleology  
 The Estate of Grover Krantz • The National Aquarium • Triebold Paleontology • U.C. Davis Body Donation Program

**We** are always thankful for the numerous educators and consultants who enthusiastically offer Bone Clones invaluable pertinent advice so that we can make our products the best possible. There is no doubt that their professional interest and feedback make a great contribution to our company.



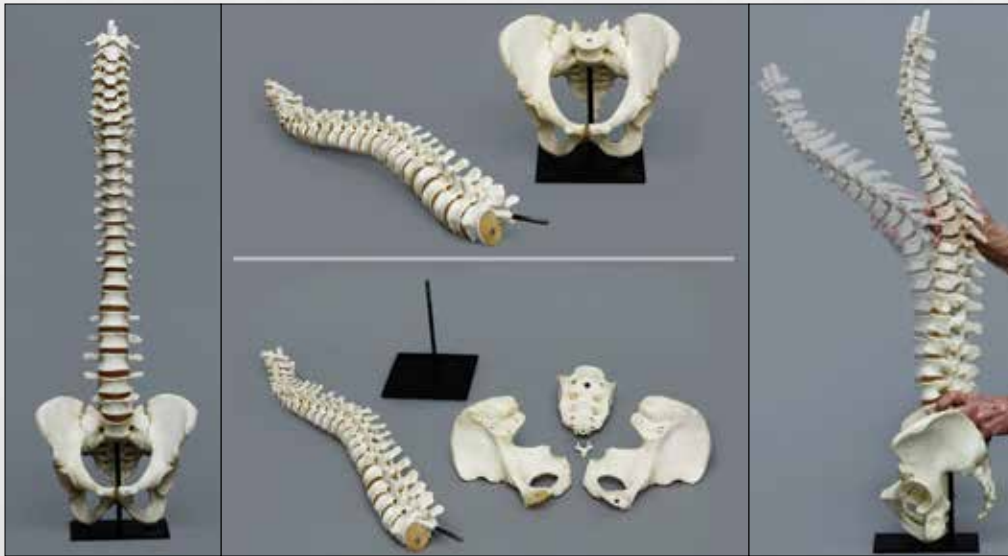
[www.boneclones.com](http://www.boneclones.com)



Bone Clones Osteological Reproductions

ADVANCED ANATOMY

15



**Human Male Vertebral Column with Magnetic Pelvis**  
 (Stand Included)  
 10" W, 31" H  
**KO-315..... \$690.00**

**Human Male Magnetic Pelvis**  
 (Stand Included)  
 10" W, 8" H  
**KO-316..... \$245.00**



**1. Human Female Vertebral Column with Sacrum & Coccyx, Flexible**  
 (Stand Included)  
 25 1/2" H  
**KO-321..... \$620.00**

**2. Human Female Vertebral Column with Pelvis, Flexible**  
 (Stand Included)  
 10 1/2" W, 25 1/2" H  
**KO-322..... \$690.00**

**3. Human Shoulder Joint**  
 (scapula, clavicle & partial humerus)  
**KO-331..... \$145.00**

**4. Human Hip Joint**  
 (innominate & partial femur)  
**KO-332..... \$145.00**

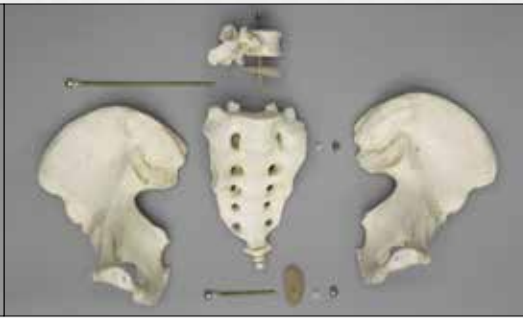
**5. Human Knee Joint**  
 (patella, partial femur, tibia & fibula)  
**KO-333..... \$129.00**

**6. Human Flexible Foot Joint**  
 (premium foot, partial tibia & fibula)  
**KO-334..... \$260.00**

**7. Human Flexible Hand Joint**  
 (premium hand, partial radius & ulna)  
**KO-335..... \$260.00**

**8. Human Elbow Joint**  
 (partial humerus, radius & ulna)  
**KO-337..... \$109.00**





**Detachable Pelvis with Flexible Coccyx, Male**  
 Innominate, sacrum and L5 are separable. Construction with bolts makes assembly simple.  
 10" W, 8" H  
**KO-505-FLEX.....\$245.00**



**Human 5-year-old Child Pelvis, Articulated**  
 6" W, 4" H  
**SC-183-P.....\$160.00**



**Human Male Pelvis, Articulated**  
 10 3/4" W, 7" H  
**FO-103-P.....\$155.00**



**Human Female Pelvis, Articulated**  
 9" W, 7" H  
**KO-193-P.....\$155.00**



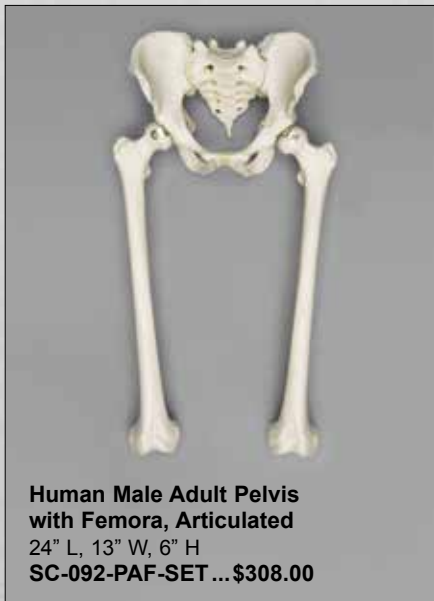
**Human 5-year-old Child Pelvis, Disarticulated**  
**SC-183-PD.....\$160.00**



**Human Male Pelvis, Disarticulated**  
**FO-103-PD.....\$198.00**



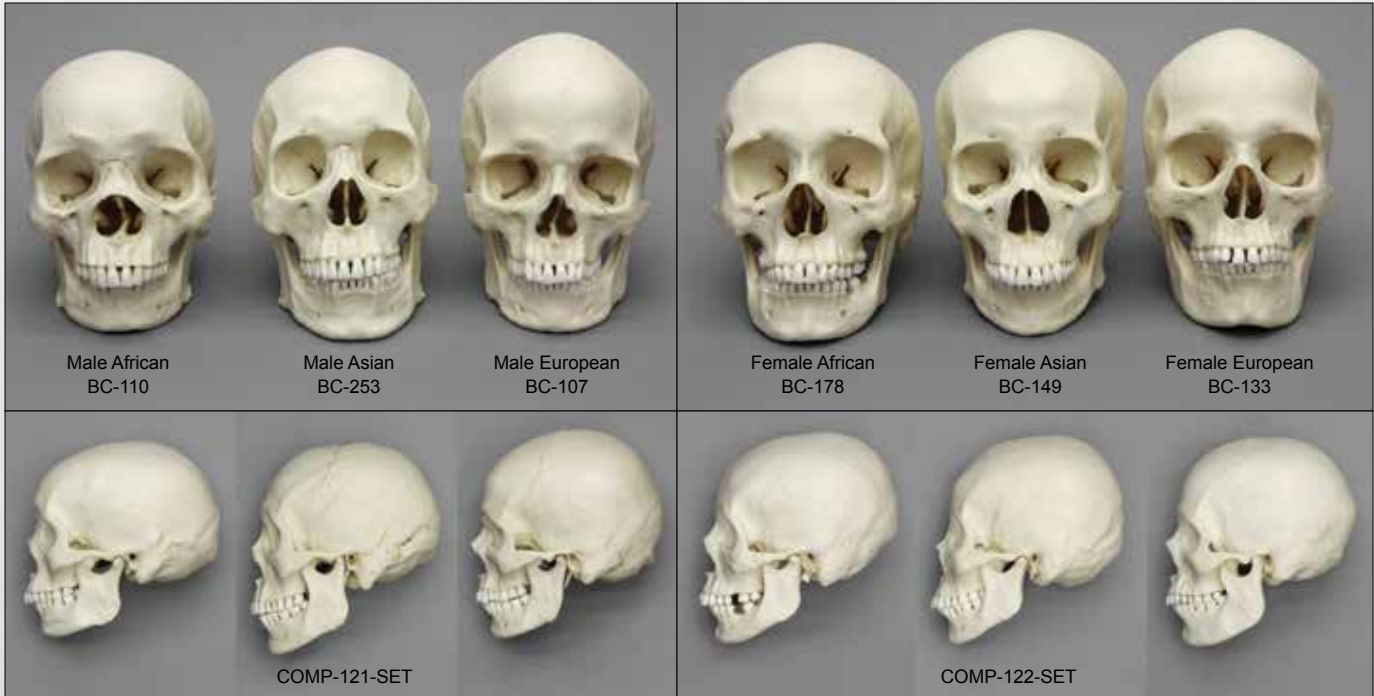
**Human Female Pelvis, Disarticulated**  
**KO-193-PD.....\$198.00**



**Human Male Adult Pelvis with Femora, Articulated**  
 24" L, 13" W, 6" H  
**SC-092-PAF-SET ...\$308.00**



## Sets of Human Male and Female Skulls (Full Scale 1:1)



**B**one Clones offers a broad range of adult human skulls. The collection permits an examination of cranial traits that are suggestive of geographical ancestry and sex. Individuals with ancestral ties to a particular geographic region of the world sometimes possess cranial features indicative of that background. Important traits include palatal shape, maxillary incisor shape, subnasal prognathism, breadth of nasal aperture, shape of eye orbits and zygomatic form. Key features for sex analysis include the size of mastoid process, shape of chin, angle of ramus, shape and contour of forehead, among others. If a skull exhibits a particular collection of traits, a forensic anthropologist may be able to suggest the ancestry and sex of the unidentified remains.

**Set of 3 Human Male Skulls**  
African, Asian, and European  
**COMP-121-SET .....\$650.00**

**Set of 3 Human Female Skulls**  
African, Asian, and European  
**COMP-122-SET .....\$650.00**

**Set of 6 Male & Female Skulls**  
Includes all 6 skulls shown above.  
**COMP-120-SET .....\$1,295.00**

## Sets of Human Male and Female Skulls (Half Scale 1:2)

(Half scale versions of the 6 skulls shown above. See p 7 for more information)



**Set of 6 Half Scale Male & Female Skulls**  
**TSCOMP-120 .....\$625.00**

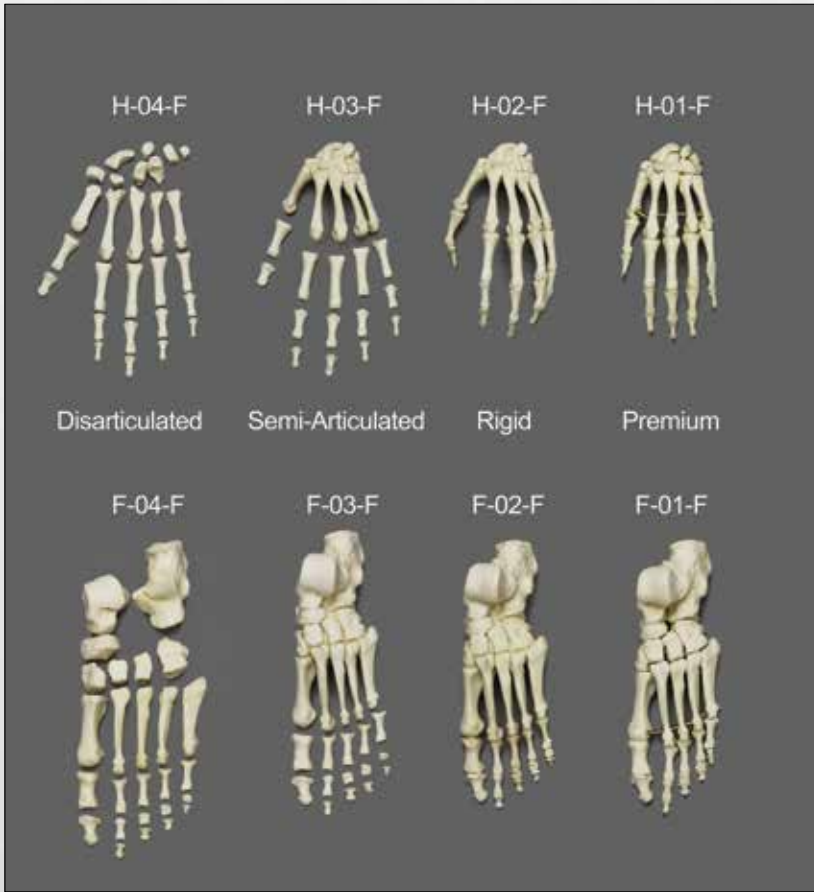
Also Available Individually, \$110.00 Each

**Set of 3 Half Scale Human Male Skulls**  
**TSCOMP-121 .....\$315.00**

**Set of 3 Half Scale Human Female Skulls**  
**TSCOMP-122 .....\$315.00**

For more information,  
see pg. 7.





**Human Adult Magnetic Hand  
KO-211-MH .....\$209.00**

**S**trategically built-in magnets help guide assembly as students learn about the intricate features of the individual bones and their articulations. All but the medial and distal phalanges of the hand and foot are completely separable in this unique ©Magnetic Hand and Foot.



**Human Adult Magnetic Foot  
KO-211-MF .....\$209.00**

**Female (Shown)**

<b>H-04-F...\$145.00</b>	<b>H-03-F...\$115.00</b>	<b>H-02-F...\$135.00</b>	<b>H-01-F...\$189.00</b>
<b>F-04-F...\$145.00</b>	<b>F-03-F...\$115.00</b>	<b>F-02-F...\$135.00</b>	<b>F-01-F...\$189.00</b>

**Male (Not Shown)**

<b>H-04-M...\$145.00</b>	<b>H-03-M...\$115.00</b>	<b>H-02-M...\$135.00</b>	<b>H-01-M...\$189.00</b>
<b>F-04-M...\$145.00</b>	<b>F-03-M...\$115.00</b>	<b>F-02-M...\$135.00</b>	<b>F-01-M...\$189.00</b>

**T**his Beauchene-style hand and foot is designed so that the individual bones slide away from one another when one pulls on the nylon wire. This allows for the study of the articulating surfaces of each of the bones.



**Premium Hand, Beauchene-style  
Human Adult  
KO-338-KB.....\$209.00**



**Premium Foot, Beauchene-style  
Human Adult  
KO-339-KB.....\$209.00**



## Axial & Appendicular Skeleton

Each bone of the human body, 206 in all, form the structure that protects the complex biological systems of the human body.


The human skeleton is cleverly divided in two major segments; each segment serving crucial functions. The axial skeleton is the center portion. It includes the skull, the hyoid, the vertebral column, ribs, sternum, sacrum and coccyx. This axis provides structure and strength for upright function, and protects the vital organs. Twenty-two cranial bones - sutured in impressive fashion - protect the brain and other delicate organs of the skull. The appendicular skeleton is composed of the clavicles, scapulae, innominates and the upper and lower limbs (appendages). Simply put - arms make it possible to manipulate objects and legs are the key to our mobility.

Each bone of each Bone Clones® skeleton can be purchased individually – and sets of bones or articulated sections (like arms and legs) are also available. A more complete listing of postcranial parts for each of our human skeletons is available on our website and many in this catalog.

Bone Clones® are the premiere osteological reproductions for use in comparative anatomy studies.

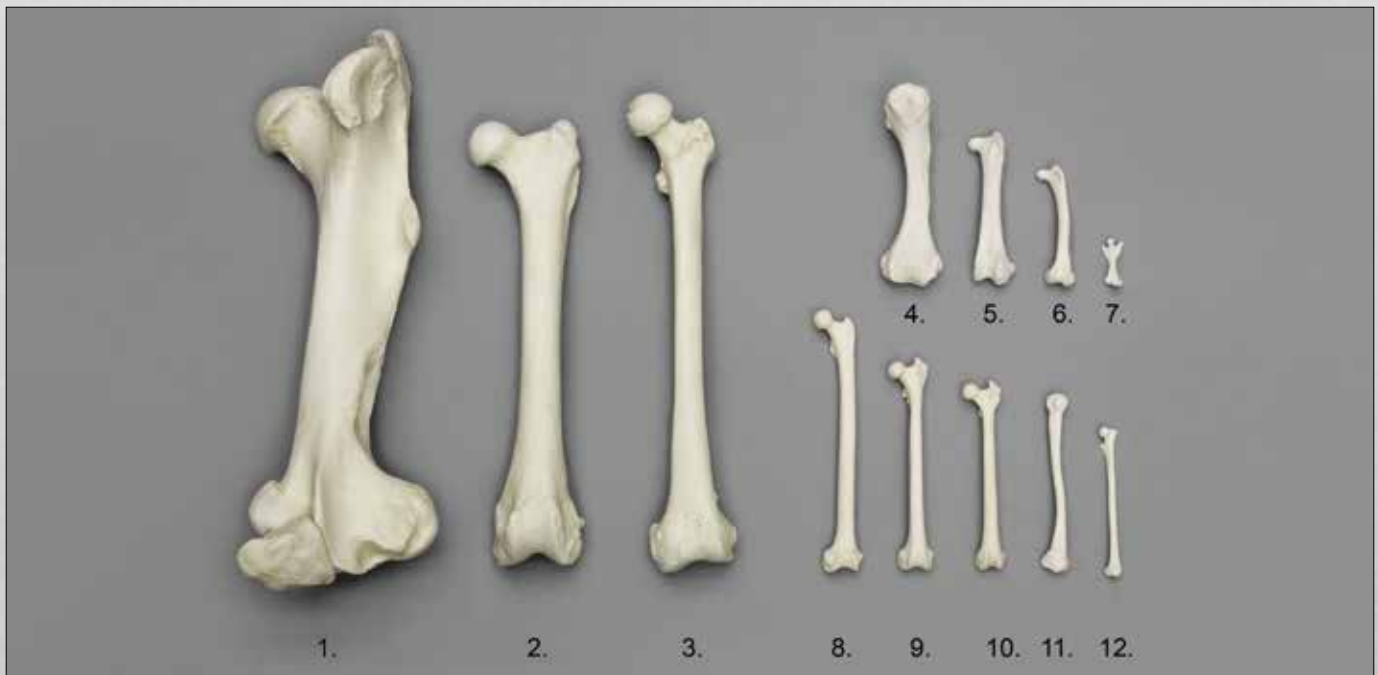


## Human Femora

<p><b>1. Human Adult Male Femur, African FM-401 ..... \$66.00</b></p> <p><b>2. Human Adult Female Femur, African FM-402 ..... \$66.00</b></p> <p><b>3. Human Adult Male Femur, European SCM-192-21 .... \$62.00</b></p> <p><b>4. Human Adult Female Femur, European SCM-191-21 .... \$62.00</b></p> <p><b>5. Human Adult Male Femur, Asian SC-092-F ..... \$56.00</b></p> <p><b>6. Human Adult Female Femur, Asian SC-211-F ..... \$56.00</b></p>	
---	--

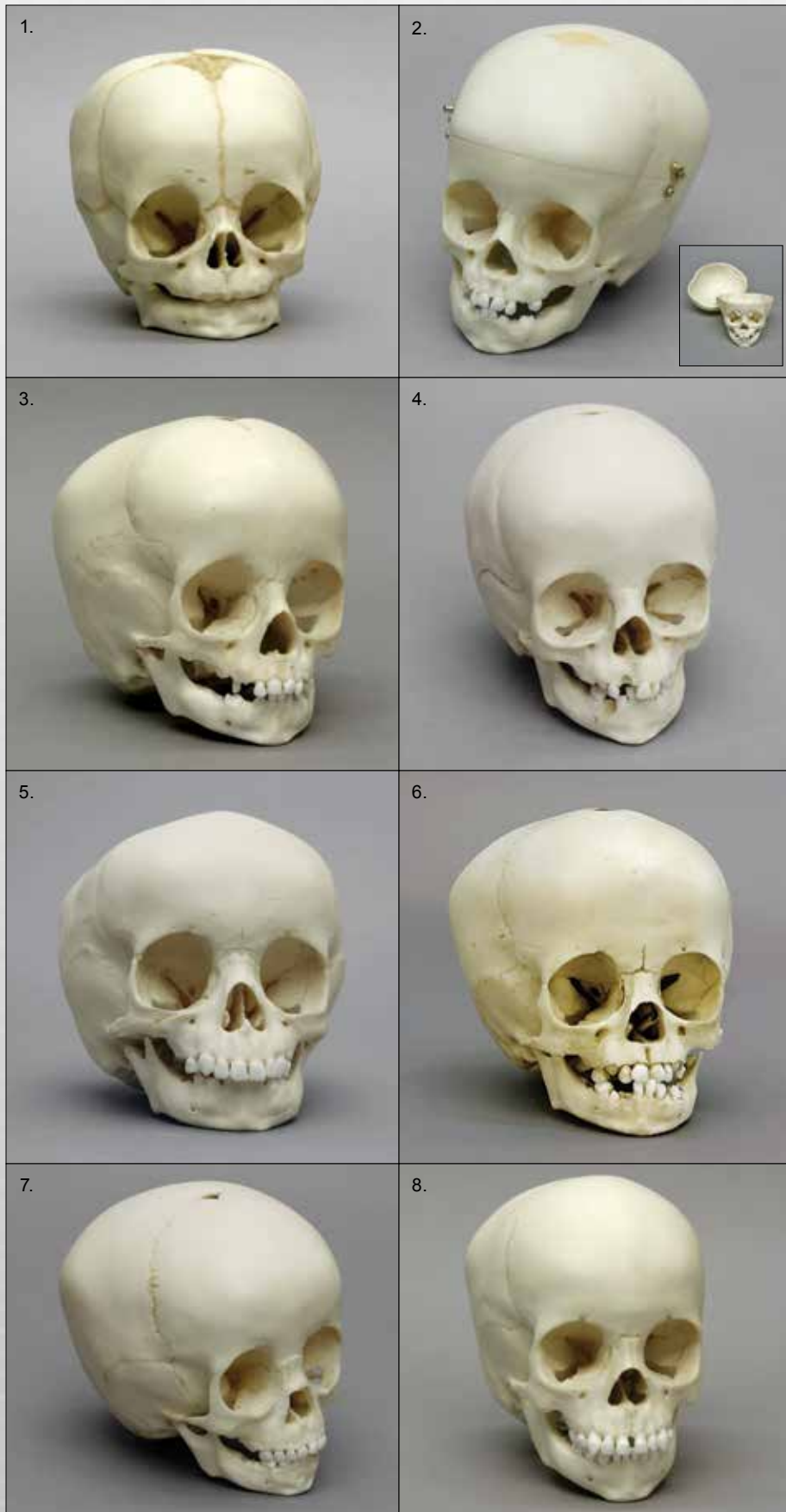
## Bone Scaling Femur Set

Courses are being introduced in physics and life science departments specifically geared to providing pre-medical and life science students the type of foundation in biomechanics that will better inform their future careers. Understanding the physics of skeletal anatomy is one of the areas being added to course studies toward this end. Resurgent interest in Galileo's proposition on bone scaling, for example, is being tested and applied in many courses, with the aim of providing a better understanding of the relationship between physics and biology. Toward this aim, this Bone Clones® Bone Scaling Set was developed by Suzanne Amador Kane and Peter Love for use in the Haverford College Physics Department.



<p><b>Bone Scaling Set of 12 Femora COMP-115 ..... \$729.00</b></p>	<p><b>3. SC-211-F Human Adult Female .... \$56.00</b></p> <p><b>4. SC-027-21 Komodo Dragon ..... \$50.00</b></p> <p><b>5. SC-043-21 Harpy Eagle ..... \$40.00</b></p> <p><b>6. SC-165-21 Kiwi ..... \$40.00</b></p> <p><b>7. SC-026-21 Platypus ..... \$40.00</b></p>	<p><b>8. SC-265-21 Spider Monkey ..... \$50.00</b></p> <p><b>9. SC-137-21 Rhesus Macaque ..... \$50.00</b></p> <p><b>10. SC-069-21 Vervet Monkey ..... \$50.00</b></p> <p><b>11. SC-094-F Goliath Frog ..... \$29.00</b></p> <p><b>12. SC-049-21 Flying Lemur ..... \$40.00</b></p>
<p><b>1. SC-125-21 Horse ..... \$185.00</b></p> <p><b>2. SC-018A-23 Sabertooth Cat ..... \$120.00</b></p>		





## About Child Skulls

The preferred method for estimating the age at time of death is dental morphology. The appearance of particular bones, the fusion of others, as well as the length of long bones, are also important indicators of age.

For the sake of simplicity, we refer to these skulls by a specific age. We realize that it is not possible to attribute so particular an age to a skull and that assigning a range may be much more accurate. In fact, such a range has been assigned to each skull in a report prepared by one of our osteological consultants. These reports are available on the website and to all who purchase the associated product.



**1. 4-month-old Child**  
5" L, 4 ½" W, 5" H  
**BC-256 .....\$225.00**

**2. 1-year-old Child, Calvarium Cut**  
5 ¾" L, 4 ½" W, 5 ¼" H  
**BC-280 .....\$249.00**

**3. 1-year-old Child**  
5 ½" L, 4 ½" W, 5" H  
**BC-274 .....\$225.00**

**4. 14-month-old Child**  
6" L, 4 ½" W, 5" H  
**BC-187 .....\$225.00**

**5. 15-month-old Child**  
6" L, 4 ¾" W, 4 ¾" H  
**BC-111.....\$225.00**

**6. 16-month-old Child**  
5" L, 5" W, 5" H  
**BC-209 .....\$225.00**

**7. 18-month-old Child**  
6" L, 5" W, 5" H  
**BC-216 .....\$225.00**

**8. 2-year-old Child**  
6 ½" L, 4 ½" W, 5 ½" H  
**BC-275 .....\$225.00**



## About Deciduous Teeth

This beautifully cast model replica of an entire set of deciduous (juvenile) teeth is from a 4-year-old child. No adult teeth are present. The evaluation of skeletonized remains from children can be challenging, particularly when fragmented or co-mingled with the remains of other children, and sometimes, adults. Having a solid understanding of tooth anatomy and morphologic differences present between adult and child tooth forms can be very important.

Adult male and female teeth available.  
See page 14.

**9. 4-year-old Child Deciduous Teeth, Set of 20**  
KO-247-SET.....\$290.00

**10. 4-year-old Child**  
6" L, 5" W, 6" H  
BC-247.....\$225.00

**11. 3-year-old Child**  
6" L, 5" W, 6" H  
BC-210.....\$225.00

**12. 6-year-old Child**  
6 ½" L, 5" W, 6" H  
BC-268.....\$225.00

**13. 8-year-old Child**  
6 ½" L, 5" W, 6 ½" H  
BC-276.....\$225.00

**14. 9-year-old Child**  
7" L, 5" W, 6 ½" H  
BC-277.....\$225.00

**15. 12-year-old Child, Dentition Exposed**  
6 ½" L, 4 ½" W, 6" H  
BC-135.....\$259.00

**16. 13-year-old Child**  
7" L, 5" W, 7" H  
BC-270.....\$225.00





**5-year-old Child, Archaic**  
 (From Skeleton SC-116)  
 7" L, 4 1/2" W, 6" H  
**BC-116 ..... \$225.00**

**5-year-old Child, Modern**  
 (From Skeleton SC-183)  
 6 1/2" L, 4 3/4" W, 6" H  
**BC-190 ..... \$225.00**

**5-year-old Child, Mixed Dentition Exposed**  
 6 1/2" L, 4 3/4" W, 6" H  
**BC-189 ..... \$259.00**

**5-year-old Child, Calvarium Cut**  
 6 1/2" L, 4 3/4" W, 5 3/4" H  
**BC-188 ..... \$269.00**

**5-year-old Child, Mixed Dentition Exposed, Calvarium Cut**  
 6 1/2" L, 5" W, 6" H  
**BC-183 ..... \$289.00**

**Human Five-Year-Old Skeletons**



**SC-183-A Modern**



**SC-116-A Archaic**

**Modern**

Our 5-year-old skeleton is produced from the skeleton of an average 5-year-old. Age is confirmed by the pattern of tooth eruption and the developmental age of individual bones.

**5-year-old Child Skeleton, Modern, Articulated**  
 37" Tall (Stand Included)  
**SC-183-A..... \$2,050.00**

**5-year-old Child Skeleton, Modern, Disarticulated**  
 (See pg. 25)  
**SC-183-D..... \$1,295.00**

**Archaic**

This nearly complete archaic 5-year-old child skeleton is dated at approximately 6,000 years. An excellent comparison to our modern 5-year-old skeleton.

**5-year-old Child Skeleton, Archaic, Articulated**  
 32 1/2" Tall (Stand Included)  
**SC-116-A..... \$2,190.00**

**5-year-old Child Skeleton, Archaic, Disarticulated**  
 (Not Shown)  
**SC-116-D..... \$1,150.00**

**Comparative Set, 5-year-old Child Skeletons, Modern and Archaic**  
 (Stands Included)  
**COMP-183..... \$3,600.00**



**Human Archaic and Modern Child Comparative Set**

Pelvis, femur and humerus from archaic 5-year-old (Moroccan) and modern 5-year-old child.

**COMP-106 ..... \$425.00**

**1. 5-year-old Child Skeleton, Disarticulated SC-183-D.....\$1,295.00**

**5-year-old Child Half Skeleton, Disarticulated (Not Shown)**

**SC-183-DH ..... \$850.00**

**2. 5-year-old Child Flexible Vertebral Column with Sacrum & Coccyx on Stand**

15" H

**KO-323 ..... \$620.00**

**5-year-old Child Flexible Vertebral Column with Pelvis on Stand (Not Shown)**

15 1/2" H

**KO-324 ..... \$690.00**



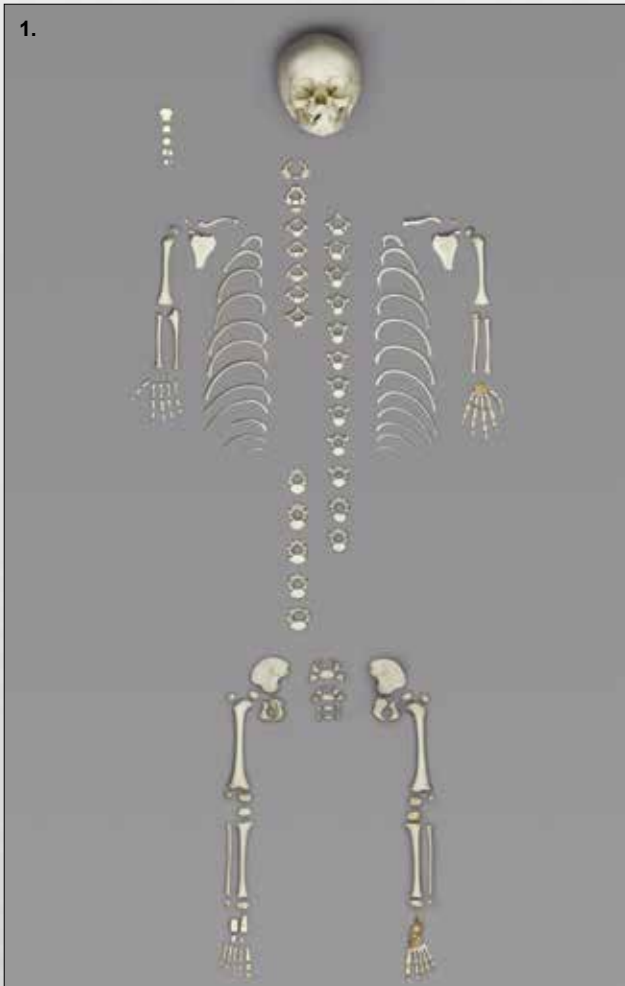
An economical alternative to the 5-year-old child skeleton or half skeleton. An exceptionally detailed skull featuring a removable calvarium and spring hinged jaw is included. All paired bones are from the left side. The bones (some with epiphyses and diaphyses separated) may be used for understanding bone formation and growth, noting differences in the child and adult skeletons, and recognizing juvenile bones for forensic purposes. With the diminished availability of natural bone skeletons, Bone Clones® products are increasingly used in advanced anatomical and osteological instruction. Plastic carrying case S-81 included. **For adult bone boxes, see pg. 6.**

**Child Bone Box (Case S-81 Included)**  
**COMP-110-C.....\$728.00**

Case, Premium  
**S-91.....\$95.00**



**B**one Clones produces a series of child skulls and skeletons that provides excellent examples of ages ranging from the age of 4 months through adolescence. We produce specimens with visible underlying dentition, appropriate for all students learning about tooth development and eruption patterns, as well as with the calvarium cut, enabling the study of the endocranium. In addition to the skulls, we offer the skeleton of a 14 to 16-month-old, a 5-year-old (both modern and archaic), and an adolescent. All bones are available individually. See [boneclones.com](http://boneclones.com) for details.



**1. 14 to 16-month-old  
Child Skeleton,  
Disarticulated  
SC-187-D.....\$1,295.00**

**2. 14 to 16-month-old  
Child Half Skeleton,  
Disarticulated  
SC-187-DH.....\$850.00**

**3. 14 to 16-month-old  
Child Skeleton,  
Articulated, Rigid  
(Stand Included)  
25 1/2" Tall.  
SC-187-A.....\$2,050.00**







**BC-281**  
40 weeks  
Calvarium Cut

**BC-227**  
35 weeks

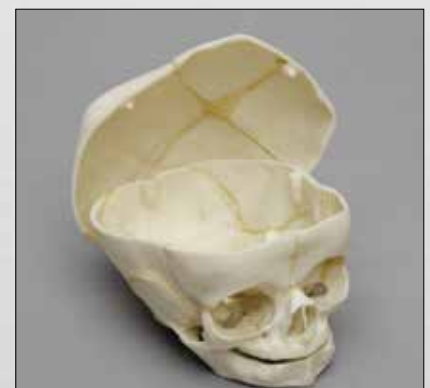
**BC-195**  
29 weeks

**BC-194**  
20 weeks

**Human Fetal Skull Set of 4 with Lesson Plan**

(Base Included)  
**BC-281-Set .....\$498.00**

This human fetal skull set of 4 with lesson plan will feature skulls at embryologically and osteologically critical stages of development where skull and brain formation are intricately intertwined. The skulls included in this set are a 20 week, 29 week, 35 week and 40 week with a calvarium cut. A collaboration between Bone Clones and Dr. Cara Davies, it includes a 2 part comprehensive lesson plan.



**Fetal Skull, 40 weeks, Calvarium Cut**  
4" L , 3 1/2" W, 3 1/2" H  
**BC-281 .....\$195.00**

**Postcranial Fetal Bones**

**KO-340-CSET Set of 53 Postcranial Fetal bones (All 8 Sets) \$608.00**

Cast from real bones, these 53 postcranial skeletal elements are excellent representations of human osteology during fetal development. For more information, please see our website.

**Fetal, 4 months Set of 3**  
KO-328-SET ..... \$35.00

**Fetal, 7 months Set of 7**  
KO-374-SET ..... \$95.00

**Fetal, 4 1/2 months Set of 3**  
KO-325-SET ..... \$35.00

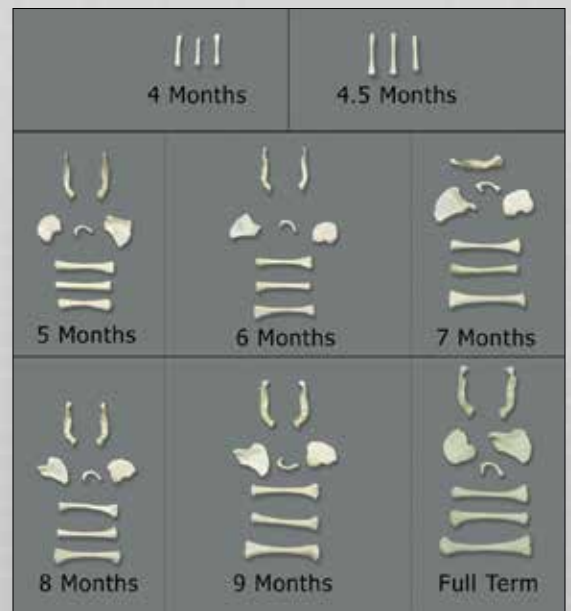
**Fetal, 8 months Set of 8**  
KO-366-SET ..... \$95.00

**Fetal, 5 months Set of 8**  
KO-389-SET ..... \$95.00

**Fetal, 9 months Set of 8**  
KO-358-SET ..... \$95.00

**Fetal, 6 months Set of 8**  
KO-381-SET ..... \$95.00

**Fetal, Full Term Set of 8**  
KO-350-SET ..... \$95.00



[www.boneclones.com](http://www.boneclones.com)



Bone Clones Osteological Reproductions

**FETAL SKULLS AND POSTCRANIAL**

**27**

## Human Fetal Skulls

Bone Clones offers a range of fetal skulls, from 13 week fetus to a full term fetus. This would be a valuable addition to any program studying skeletal fetal development.

**All Skulls Available Individually, \$80.00 Each**

**Human Fetal Skull Set of 3  
BC-182-Set .....\$225.00**



**BC-180  
31 weeks**



**BC-181  
32 weeks**



**BC-182  
40 weeks**

**Human Fetal Skull Set of 5**

(Base Not Included)

**BC-194-Set .....\$375.00**

**Base**

**S-BC-194-Set.....\$65.00**



**BC-182  
40 weeks**

**BC-181  
32 weeks**

**BC-180  
31 weeks**

**BC-195  
29 weeks**

**BC-194  
20 weeks**

**BC-228  
40 ½ weeks**

**BC-182  
40 weeks**

**BC-227  
35 weeks**

**BC-226  
34 weeks**

**BC-181  
32 weeks**

**BC-180  
31 weeks**



**BC-225  
30 weeks**

**BC-195  
29 weeks**

**BC-220  
21 ½ weeks**

**BC-194  
20 weeks**

**BC-218  
17 weeks**

**BC-215  
13 weeks**

**B**one Clones offers the world's only fetal osteology reference set to span the intrauterine growth period from 13 weeks to full term. This set of fetal elements of known age permits detailed study of human skeletal morphology at all stages of development. The skulls and postcranial sets of bones can easily be utilized as reference material by laboratories that study fetal remains; alternatively, they can be evaluated by students as part of their hands-on training in human fetal osteology.

**Human Fetal Skull Set of 12**

(Base Not Included)

**BC-228-Set .....\$900.00**

**Base**

**S-BC-228-Set.....\$85.00**

This fetal skeleton (designed to flex at the joints and neck) will enable educators to physically demonstrate the impact gravity has on the underdeveloped/immature human skeleton. Educators can show positional deformation, thereby illustrating the impact of poor supportive positioning and the potential for associated lifelong morbidity. This model's anatomic accuracy provides the visual and functional evidence necessary to positively impact clinical practice in the neonatal intensive care unit.

**Human Fetal Skeleton, 32 weeks, Flexible**

(Stand Included)

16" Tall

SC-226-A.....\$1,195.00



**Human Fetal Full Term Cranial Set: Sphenoid, Ethmoid & Temporal Bones in Plastic Case**  
KO-186-020-SET.....\$345.00



**1. Fetal Skeleton, Articulated, Rigid**

An excellently detailed 32-week-old human fetal skeleton.

(Stand Included)

15 1/2" Tall.

SC-181-A.....\$669.00

**2. Fetal Skeleton, Full Term, Articulated**

This excellent skeleton of a full term fetus is remarkable for its completeness. The skull is available with or without the calvarium cut. We thank the Maxwell Museum of Anthropology for the opportunity to cast this skeleton.

(Stand Included)

16 1/2" Tall.

SCM-186-A.....\$1,950.00

**3. Fetal Skeleton, Full Term, Disarticulated**

SCM-186-D.....\$949.00





**Leishmaniasis Cranium**

Transmitted by sandflies infected with a protozoa, this disease results in destructive lesions of the face and nose.  
**BCH-807..... \$309.00**



**Syphilis Cranium**

Affected by syphilis, a bacterial infectious disease, this cranium shows lytic lesions and porotic hyperostosis.  
**BCH-808.....\$309.00**



**Meningioma Cranium**

Massive development of spongy bone involving nearly all of the frontal squama and extending onto the parietals.  
**BCH-809.....\$309.00**



**Artificial Cranial Deformation Cranium**

Pronounced flattening with well-developed external occipital protuberance.  
**BCH-810..... \$309.00**



**Healed Frontal Bone Fracture Cranium**

Healed blunt force fracture involving left browridge and linear depression above glabella.  
**BCH-811.....\$309.00**



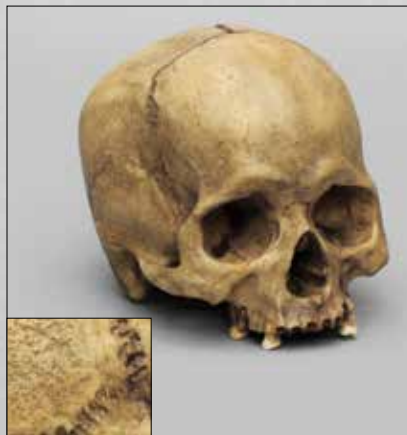
**Healed Parietal Bone Fracture Cranium**

Area around fracture is raised due to new bone growth. Exhibits frontal bone fracture and temporomandibular osteoarthritis.  
**BCH-812.....\$309.00**



**Button Osteoma Cranium**

Benign tumor on frontal bone in midline above the glabella.  
**BCH-814..... \$309.00**



**Porotic Hyperostosis Cranium**

Pathological condition resulting in porous areas on both parietals and occipital bone.  
**BCH-815.....\$309.00**



**Cradle Board Cranium**

Small skull with a flat occipital profile and an asymmetric parieto-occipital bulge.  
**BC-222 .....\$295.00**



We are grateful to the San Diego Museum of Man for allowing us to select specimens for reproduction and granting us exclusive casting rights to these pieces from their valuable Hrdlička Paleopathology, Stanford-Meyer Osteopathology, and Boring Collections. A portion of sales goes to further their work.

The Hrdlička Paleopathology Collection: This collection consists of approximately 1000 human bone specimens showing disease, trauma, and cranial surgery. The collection was assembled by Aleš Hrdlička of the Smithsonian Institution for the 1915 Panama-California Exposition. Most of the specimens were collected in Peru in 1913.



**Mid-facial Trauma Cranium**

Healed fractures of the face, and fresh depressed fractures at lambda and on both parietals.

**BCH-816.....\$309.00**



**Sling Shot Wound Cranium**

Circular depressed fracture thought to have been caused by a stone hurled by a sling.

**BCH-817.....\$309.00**



**Sharp-force Trauma Cranium**

Caused by a sharp rectangular object, resulting in several puncture wounds. Calvarium cut held in place by magnets.

**BCH-818.....\$320.00**

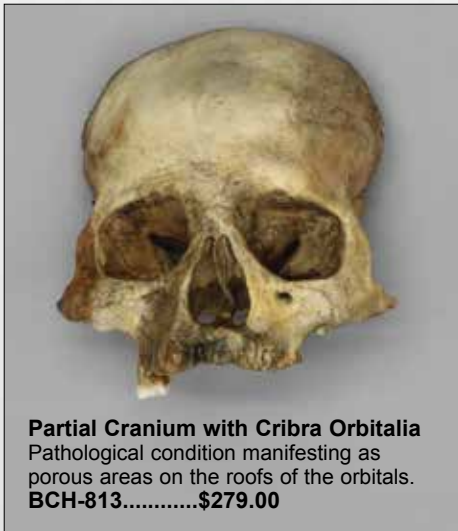


**Incomplete Trephination Cranium**

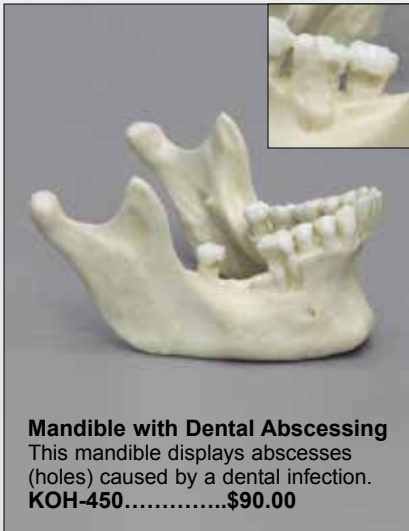
Caused by a drilling tool, resulting in a series of circular holes.

**BCH-819.....\$309.00**

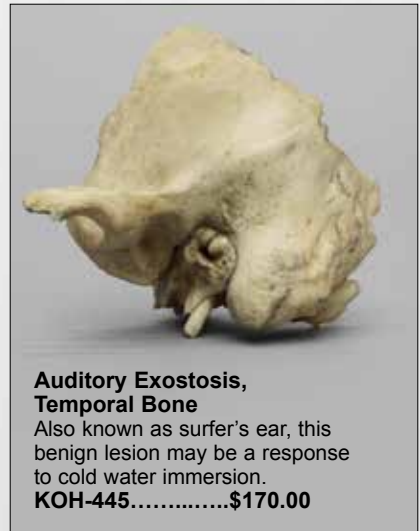




**Partial Cranium with Cribra Orbitalia**  
 Pathological condition manifesting as porous areas on the roofs of the orbitals.  
**BCH-813.....\$279.00**



**Mandible with Dental Abscessing**  
 This mandible displays abscesses (holes) caused by a dental infection.  
**KOH-450.....\$90.00**



**Auditory Exostosis, Temporal Bone**  
 Also known as surfer's ear, this benign lesion may be a response to cold water immersion.  
**KOH-445.....\$170.00**



**Left Humerus with Healed Distal Fracture**  
 Exhibits angulation and override (fractured bone parts overlap each other). Osteoarthritis also present on distal joint surfaces.  
**KOH-447 .....\$90.00**



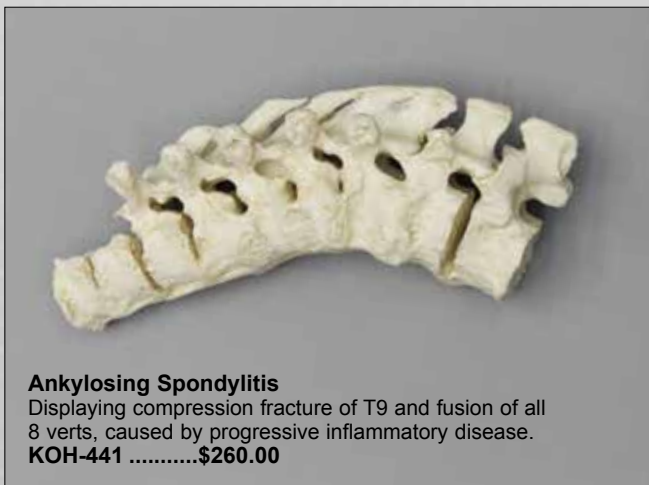
**Left Humerus with Amputation**  
 Amputated at the midshaft and showing complete healing.  
**KOH-449 .....\$75.00**



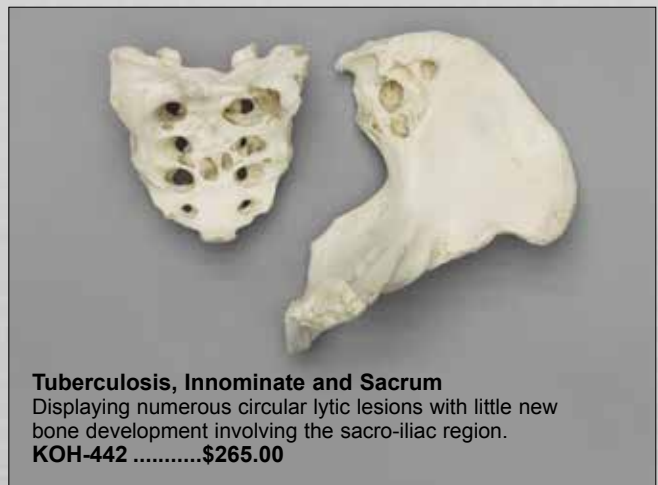
**Left Femur with Healed Comminuted Fracture**  
 Exhibits considerable displacement and irregular union, resulting in numerous large openings.  
**KOH-446 .....\$129.00**



**Left Tibia with Squatting Facet**  
 A smooth, flat depression on the distal end of the tibia caused by long periods of squatting.  
**KOH-448 .....\$90.00**

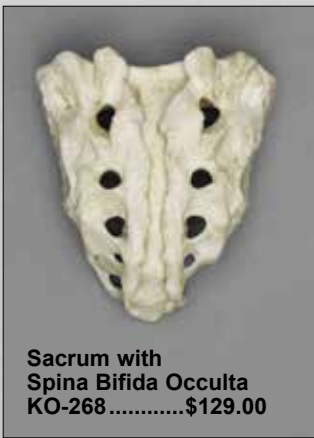


**Ankylosing Spondylitis**  
 Displaying compression fracture of T9 and fusion of all 8 verts, caused by progressive inflammatory disease.  
**KOH-441 .....\$260.00**

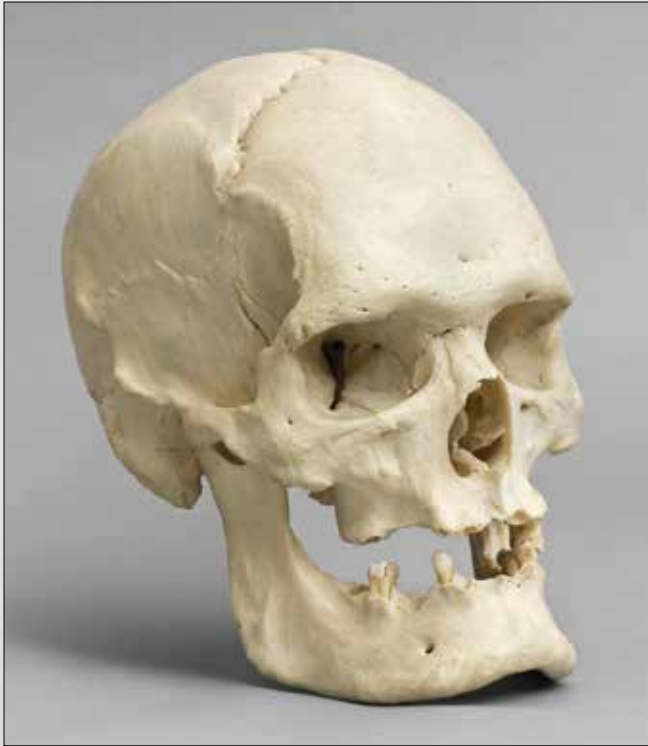


**Tuberculosis, Innominate and Sacrum**  
 Displaying numerous circular lytic lesions with little new bone development involving the sacro-iliac region.  
**KOH-442 .....\$265.00**

Stanford-Meyer Osteopathology Collection: This collection was a gift from Stanford University in 1981. It consists of approximately 3500 human bone specimens from 1500 dissecting room cadavers. It was used from the early 1900s to 1960 by the Anatomy Department of Stanford University to train medical students in bone diseases and disorders.



## Acromegaly and Hydrocephalic Skulls

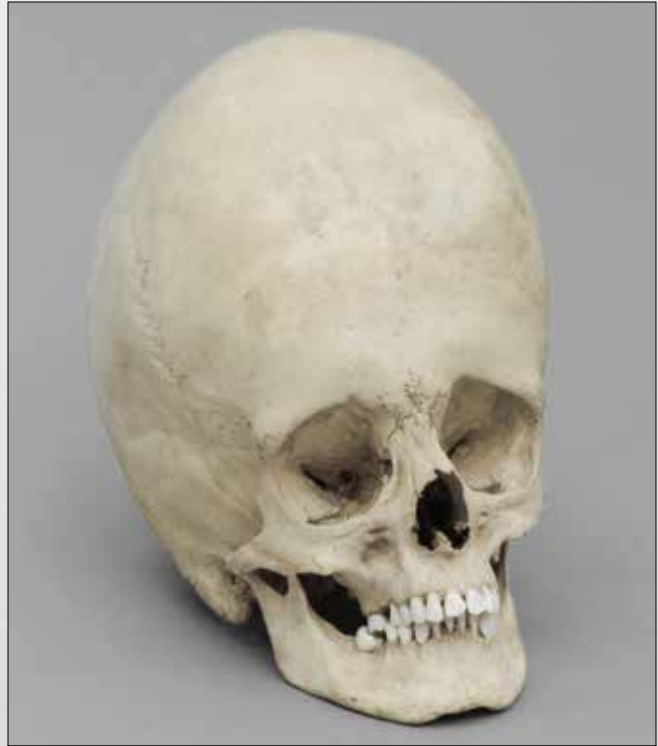


### Acromegaly Skull

This skull is from a 20-year-old male who suffered from acromegaly. Acromegaly is an endocrine disorder caused by hypersecretion of growth hormone from the pituitary gland. This condition causes bone deposition leading to bone enlargement, increased thickness in the skull vault, prominent insertion points for tendons and ligaments, and extreme height.

This is a photograph of the real specimen and the Bone Clones® cast will be available soon. Please note the Bone Clones® cast may vary in color from this photograph. Please visit [www.boneclones.com](http://www.boneclones.com) for pricing and further information.

**BC-341**



### Hydrocephalic Skull

This incredible example of a Hydrocephalic skull is from a 22-year-old male. Hydrocephaly is a disorder of the central nervous system where the absorption rate of cerebral spinal fluid (CSF) is disrupted by a specific disease syndrome, a genetically induced malformation or a unique clinical condition. The usual clinical presentation of this condition is the enlargement and elongation of the bones of the brain case in infancy and childhood.

This photograph shows the real specimen, and the Bone Clones® cast will be available soon. Please note the Bone Clones® cast may vary in color from this photograph. Please visit [www.boneclones.com](http://www.boneclones.com) for pricing and further information.

**BC-340**



### Plastic Carrying Case

Corrugated plastic skull case which requires easy four-flap assembly and handle insertion. Functional storage and carrying case at an economical price.

10 ½" L, 7 ½" W, 8 ½" D  
**S-81 .....\$29.00**



### Storage Bag for Skulls

Soft gray flannel with braided cord and silkscreened Bone Clones logo. Fits all human, fossil hominid, and primate skulls, as well as select skeletal parts.

18" L x 12" W  
**BA-100 .....\$7.50**



## Bone Clones® Quality



Whether for exhibit or for detailed study of human or animal anatomy of extinct or extant species, Bone Clones® are the best osteological reproductions available. Cast from diverse originals licensed to us from museums and private collections, our product selection encompasses many fields of study: from anatomy to zoology—with anthropology, archaeology, biology, forensics, paleontology, and primatology in between—you will only find this incomparable product line at Bone Clones, Inc.

Another important component to our success is our dedicated staff: from the informed ideas that go into developing new products, to creating the molds, manufacturing the casts, to quality control and careful packaging, many individuals are dedicated to achieving outstanding results for our product, and continuing with equal dedication once the products are made, are the fine artists on board who create and manage our website and the creation of our catalogs. Lastly, our Customer Service staff is unequalled in their commitment to our customers by email, phone and in-person at conferences.

## Bone Clones® on Exhibit

The variety of Bone Clones® replicas, their fidelity, and preservation of gross and fine detail has inspired museum directors and curators worldwide to create exhibits not previously possible. Bone Clones® can be found on display in the following institutions, *to name a few*:

Max-Planck Institut • Field Museum • AMNH (*New York*) • Apenheul Primate Park (*Netherlands*) • Amici del Museo di Scienze Naturali • Musee De La Civilisation (*Canada*) • Museo del Desierto (*Mexico*) • Museo Nacional de Ciencias (*Spain*) • National Museums Liverpool • Natural History Museum Vienna • Natural History Museum, London • Yale Peabody Museum of Natural History • Ashoro Museum of Paleontology • Croatian Natural History Museum • Hayashibara Museum of Natural Sciences • Maxwell Museum • Museum of Man • New York Hall of Science • California Academy of Sciences • Harvard Museum of Comparative Zoology • NHMLA (*Los Angeles*) • Royal Tyrrell Museum • Smithsonian Institution • Museum d'Histoire Naturelle (*France*) • Museo de la Plata (*Argentina*) • National History Museum (*Denmark*) • Peabody Museum of Archaeology • State Museum of Archaeology (*Germany*) • Australian Museum • Moravske Zemske Muzeum (*Czech Republic*) • Houston Museum of Natural Science • SBMNH (*Santa Barbara*) • Shaoxing Science & Technology Museum (*China*)



Shaoxing Science & Technology Museum (*China*)



Apenheul Primate Park (*Netherlands*)



**Female African-American  
Postcranial**



**Pelvis with Pits of Parturition**  
KO-178-P ...\$155.00



**Pelvis with Pits of Parturition, Disarticulated**  
KO-178-PD.....\$198.00

**Tibia**  
14 1/2"  
KO-178-T...\$42.00

**Fibula**  
14 3/4"  
KO-178-FA...\$46.00

**Radius**  
9 1/4"  
KO-178-R..\$42.00

**Ulna**  
9 3/4"  
KO-178-U ..\$42.00

**Humerus**  
12 1/2"  
KO-178-H ..\$58.00



**UC Davis Pathology and Trauma**

Bone Clones wishes to thank the UC Davis Body Donation Program for the opportunity to cast these specimens.

**Specimens from UC Davis will be sold only to recognized educational institutions and professionals associated with educational institutions.**  
Visit [www.boneclones.com](http://www.boneclones.com) for additional pictures.



**Human Female Achondroplasia Dwarf Skeleton, Articulated**  
40 1/2" tall. (Stand Included)  
SCD-279-A..... \$6,800.00

**Human Female Achondroplasia Dwarf Skeleton, Disarticulated**  
SCD-279-D..... \$5,800.00

**Human Female Achondroplasia Dwarf Skull**  
7 1/2" L, 6" W, 7 1/2" H  
BCD-279..... \$380.00

**Human Female Achondroplasia Dwarf Femur**  
10" L  
SCD-279-21..... \$195.00



**Human Male Skull, 22 Caliber Bullet Wound, Calvarium Cut**  
9" L, 6" W, 7" H  
BCD-323.....\$325.00

## Comparative Economy Sets

**1. Economy Set Male Asian**  
 Skull BC-253,  
 pelvis, humerus, femur.  
**COMP-113..... \$345.00**



**2. Economy Set Male Asian**  
 Skull BC-016,  
 pelvis, humerus, femur.  
**COMP-101..... \$345.00**



**3. Economy Set Female Asian**  
 Skull, pelvis, humerus, femur.  
**COMP-102..... \$345.00**

**4. Economy Set Child**  
 Skull, pelvis, humerus, femur.  
**COMP-103..... \$329.00**

**5. Economy Set Female African-American**  
 Skull, pelvis, humerus, tibia.  
**COMP-109..... \$345.00**

**6. Economy Set Female African-American**  
 Skull, pelvis, humerus, femur.  
**COMP-112..... \$345.00**

**7. Economy Set Male European**  
 Skull, pelvis, humerus, femur.  
**COMP-M-405-SET ..... \$355.00**

**8. Economy Set Female European**  
 Skull, pelvis, humerus, femur.  
**COMP-M-406-SET ..... \$355.00**

**Carrying Case for Skeletal Material**  
 (Corrugated Plastic)  
 17 1/2" L, 12" W, 10" D  
**S-82.....\$59.00**



**Forensic Osteology** Osteology plays a significant role in identifying remains encountered at crime scenes and war-devastated regions. Forensic anthropologists are able to interpret information found on bones to infer cause of death, estimate age, and suggest sex and ancestry. Evidence of trauma and/or illness provides valuable clues. Bone Clones has been able to use its expertise in reproducing the finest details of skeletonized material to create Forensicclones®, a collection of skulls and skeletons that are specifically suited for this area of study. These replicas, cast from original natural bone skulls and skeletons, can help in understanding the important osteological details and features examined during a forensic investigation. **See pg. 38**





**Forensic Osteology Set**

This valuable set was created to introduce the student to human osteology. Contains:

- Female European Skull (BCM-891)
- Male African Skull (BC-110)
- Gunshot-wound Skull (BC-152)
- Human Bullet Rib (FO-101)
- Male Asian Comparative Set (COMP-113)
- Female African-American Set (COMP-112)

**COMP-114.....\$1,408.00**

**Also Includes:**

- 10-page lesson plan, "Building the Biological Profile"
- Human Skeletal Features handout

*(Forensics Primary Set, Comp-104 also available. Visit [boneclones.com](http://boneclones.com) for more information.)*



**Spanish Conquistador Skull (1530 AD)**

Spanish soldier's skull from the 16th century, as found in Chama, New Mexico, with a "broad ax" deeply planted in the cranium.

10 1/2" L, 5 1/2" W, 9 1/2" H  
**BC-199 .....\$385.00**



**Forensic Black Bear Paw**

Without claws, an ideal comparison to the human hand for forensics courses.

7" L  
**FO-075 .....\$100.00**



**Healed Blunt Force Trauma Skull**

Comminuted fracture of the left cheek healed without effective medical treatment.

8" L, 5 1/2" W, 7" H  
**BC-303 ..... \$295.00**



**Human Bullet Rib**

Rib with embedded bullet from a .32 caliber gun. New bone growth shows that the wound was nonfatal.

8" L  
**FO-101 .....\$40.00**



**Comparative Human Maxilla, Set of 3**

African, Asian and European.  
**COMP-105..... \$155.00**





**Roman Gladiator Skull**  
 (72 AD to 472 AD)  
 8" L, 6" W, 8" H  
 BC-198 ..... \$385.00

**Masculinized Skull**  
 European female. 68-year-old  
 7 1/2" L, 5 1/2" W, 7 1/2" H  
 BC-197 .....\$295.00

**Gunshot-wound Skull**  
 European male  
 7 1/2" L, 5 1/2" W, 7" H  
 BC-152 ..... \$310.00

**Human Male Skull**  
 European, elderly  
 8" L, 5 1/2" W, 7" H  
 BC-204 .....\$295.00



**Shotgun-wound Skull**  
 The skull is that of a woman in her early 20's. The cranium was penetrated by two rounds from a .410 shotgun fired at close-range.  
 8" L, 5" W, 7" H  
 BC-196 ..... \$310.00



**Human Male Cranium, Hammer Blows**  
 Smooth, rounded edges of depressed wounds are indicative of healing, suggesting a substantial period of survival.  
 8 1/2" L, 5 1/2" W, 6" H  
 BC-217 .....\$310.00



**Machete-wound Skull**  
 Machete strikes caused all of the skull fractures.  
 8 1/2" L, 5" W, 6 1/2" H  
 BC-185 .....\$385.00



**Multiple Gunshot-wound Skull**  
 Human female skull with three small gunshot wounds making entry through occipital.  
 8" L, 5 1/2" W, 8" H  
 BC-202 .....\$340.00



**Scaphocephalic Skull**  
 Premature closure of the sagittal suture, causing an abnormally long and narrow skull.  
 8 1/2" L, 5" W, 8" H  
 BC-193 .....\$309.00

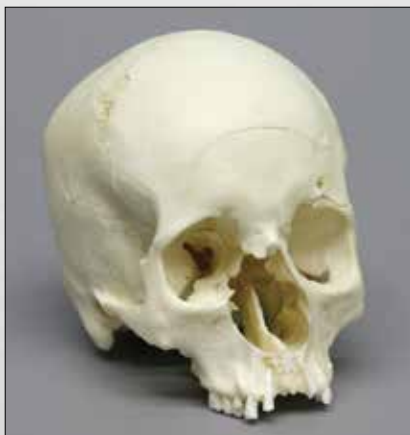


## The Maxwell Collection

The Maxwell Museum of Anthropology's Laboratory of Human Osteology, at the University of New Mexico, specializes in numerous facets of physical anthropology. The laboratory serves as a repository of human remains and includes prehistoric, historic, documented, and forensic remains. The skeletal remains in the Maxwell Museum's Documented Skeletal Collection are obtained by donation, either by the individual before death, or by the family of a deceased loved one. Information on the sex, age, population affinity, and cause of death is available for the majority of these individuals.

Bone Clones is grateful to the Maxwell Museum for allowing us to select specimens for reproduction from their valuable collection and granting us exclusive casting rights to these pieces. A portion of the sales goes to further their work.

*Please note that specimens from the Maxwell Collection can only be sold to recognized educational institutions and professionals associated with educational institutions.*



**Blunt Force Trauma  
Cranium, Eye Orbit**  
7 1/2" L, 5 1/2" W, 6" H  
BCM-805.....\$290.00



**Human Skull, Down Syndrome**  
66-year-old Hispanic female.  
7" L, 5" W, 7" H  
BCM-801.....\$295.00



**Gunshot Trauma Cranium**  
Classic entrance and exit wounds.  
7" L, 5 1/2" W, 6" H  
BCM-806.....\$290.00

**Skull Fracture Set of Six Fragments**  
From six individuals and different areas of the skull, illustrates different types of blunt force traumatic injuries, wounds from assorted weapons (hammers, guns), and variable stages of healing (from none at all to well-healed fractures).

1. Bursting Fracture
2. Depressed Fracture
3. Circular Fracture
4. Crushing Injury
5. Shearing Fracture
6. Keyhole Gunshot

**KOM-804-SET...\$189.00**

**Detailed information on each fragment is available on our website.**

**Human Female, Blunt Force Trauma**  
(American Indian female who died when hit by an 18-wheel truck.)



**Blunt Force Trauma Skull**  
This skull shows perimortem fractures and hyperostosis.  
**BCM-803 .....\$279.00**



**Innominate and Femur Set**  
The innominate, one of the strongest bones in the body, has clean breaks. Also, the fracture of the femur includes a fragment broken from the posterior shaft, a clear indication that the fracturing force came from the front.  
Set Includes FM-540 and FM-541.  
**FM-540-SET .....\$170.00**

**Innominate (L)**  
7 3/4" L, 5 3/4" W  
**FM-540...\$59.00**

**Femur (R)**  
Three segments.  
**FM-541...\$111.00**



**Partial Skull with Shotgun Pellets Embedded**  
Skull of a 39-year-old European American female shows damage from a shotgun wound, with pellets embedded in the bone.  
7" L, 5" W, 4" H  
**BCM-802 .....\$259.00**



**Male Skull for Facial Reconstruction**  
Comes with 8 photographs of individual during lifetime, allowing for comparison to facial approximation based on the skull.  
8" L, 6" W, 7 1/2" H  
**BCM-804 .....\$450.00**



**Calvarium with Hyperostosis Frontalis Interna**  
6 3/4" L, 6" W, 3" H  
**FM-601 ..... \$75.00**

**Stands are available for select products.**  
Visit [boneclones.com](http://boneclones.com) for details.



**Human Male,  
65-year-old, Heart Disease**

From a 65-year-old European American male who died of heart disease (as a complication of alcoholism). There is fusion of the 5th lumbar vertebra and the sacrum, a relatively common condition. Set includes FM-528 through FM-530.

**FM-528-SET..... \$210.00**



**Manubrium with Fused  
Ossified Cartilage**  
2" L, 3 3/4" W  
**FM-528 .....\$62.00**



**Sacrum and L-5 Fused**  
5 1/2" L, 4 1/4" W, 3" H  
**FM-529 .....\$120.00**



**L-4 Vertebra**  
1 3/4" L, 1 1/4" W  
**FM-530 .....\$39.00**

**Human Male,  
68-year-old Hyperostosis**

These remains come from a 68-year-old European American male who died of heart disease. The fused vertebrae and ribs provide an excellent example of diffuse idiopathic skeletal hyperostosis (DISH). Set includes FM-531 through FM-533.

**FM-531-SET ..... \$210.00**



**Thyroid Ossified**  
1 3/4" L, 2" W  
**FM-531 ..... \$45.00**



**C-4 through T-3 and 2 Ribs Fused**  
6" L, 6 1/4" W, 5 1/4" H  
**FM-532 ..... \$134.00**



**Hyoid Ossified**  
1 1/2" W  
**FM-533 ..... \$39.00**

**Human Female, Cervical Ribs  
with Vertebra and 2 Humeri**



**Cervical Ribs with Vertebra and 2 Humeri**

Both humeri show evidence of head degeneration. Bilateral supernumerary (extra) cervical ribs are attached to the seventh cervical vertebra (above the normal first ribs). We have attached one cervical rib, but the other remains unattached. These associated cervical ribs, the C7 vertebra, and both humeri are examples of congenital abnormalities. Many of these defects can be compatible with life and maturity. In other words, they are not lethal, as evidenced here, as this set of pathological specimens is known to be from an older female.

**KOM-801-SET ..... \$169.00**





**Human 13-year-old  
Partial Skeleton**

Growth development study and research set. These bones are from a 13-year-old, 5' 3" and 120 lbs., European American male. All epiphyses are included. Individual parts available separately. Includes FM-509 through FM-527.

**FM-509-SET ..... \$1,169.00**



See our website for postcranial list and more information.



**Human Male European,  
62-year-old**

This individual's death was due to alcoholism. There are poorly aligned healed fractures of the right and left tibiae and fibulae and left femur. The left femur head is separate from the shaft at the neck and pseudoarthrosis (false joint) has formed at the site.

**FM-501-SET.....\$615.00**



See our website for postcranial list and more information.



**Human Female, 39-year-old**

European American female, who died due to a shotgun wound to the head. The pelvis is a typical one for a European American woman of this age. She had at least one child and may have been pregnant at the time of her death.

**FM-534-SET ..... \$320.00**



See our website for postcranial list and more information.



## Trephined & Elongated Skulls



**Human Female, Trephined Cranium**  
7 3/4" L, 5 1/4" W, 5 1/2" H  
BC-115 .....\$240.00



**Human Female Skull, Cranial Binding**  
8" L, 5" W, 9" H  
BC-200 .....\$260.00



**Human Male Skull, Trephined and Cranial Binding**  
8 1/2" L, 5" W, 8" H  
BC-201 .....\$260.00



**Human Sternum with Anomaly**  
7 1/2" L, 3" W  
FO-114.....\$65.00

Stands Sold Separately. \$38.00 Each. Please visit [www.boneclones.com](http://www.boneclones.com) for more details.



**Human Child Vertebrae, Ribs and Sacrum, Scoliosis**  
An excellent example of extreme childhood scoliosis. Vertebral column has ribs attached. The sacrum is included and detached.  
12 1/2" L  
FO-113.....\$479.00

**Surgically-altered Human Radius, Ulna, Innominate**

The badly fractured radius and ulna had been repaired with bone grafts from the anterior iliac crest—an important finding for forensic pathologists and anthropologists.  
FO-102.....\$280.00



**Human Femoric Hip Fracture, Remote**

In this example of an impacted hip fracture, the anatomical neck of the femur is wedged into the cancellous bone of the proximal femur.  
6 1/2" L  
FO-109.....\$89.00




**Human Femur, Remote Amputation**

The distal end of the femur is remodeled in response to change in function after amputation. Compression necrosis is apparent at the distal point of contact.  
9 3/4" L  
FO-108.....\$89.00



## Human Vertebral Centrum Union Set



Set of 16 vertebral centra unions for determining age of teenage and young adult skeletons by observations of epiphyseal union of the thoracic and first two lumbar vertebral centra. Set includes the 16 selected centra and a 22-page booklet of guidelines for research and teaching. Included in the booklet is the 11-page original paper by Albert and Maples (1995), published in the *Journal of Forensic Sciences*.

**FO-110-SET.....\$319.00**



Booklet

### Comparative Lumbar Vertebra Set of 10 (Arthritic and Normal)

*Homo sapiens*

The normal vertebrae are typical of a young adult who has experienced no unusual back trauma. The edges of the vertebral bodies are smooth and regular in shape. The osteoarthritic vertebrae are typical of an older adult or a person with a history of heavy labor (or both). The edges of the vertebral bodies are sharp and irregular. Bony outgrowths (osteophytes) are present.

**FO-105-SET .....\$360.00**

### Comparative Lumbar (L-3) Vertebra Set of 2 (Arthritic and Normal)

*Homo sapiens*

One normal and one arthritic vertebra.

**FO-105-P .....\$72.00**



Each display set is mounted on a modified sacrum with a rod down the center, allowing the vertebrae and intervertebral discs to be removed and replaced easily.

**1. Comparative Lumbar Vertebra Display Set of 10 (Arthritic and Normal)**  
**FO-105-AY.....\$420.00**

**2. Lumbar Vertebra Display Set of 5 (Normal)**  
**FO-105-N.....\$210.00**



## Anatomically Modern Humans (*Homo sapiens*)

1. *Homo sapiens*  
Oase 1 mandible and  
Oase 2 cranium  
with sagittal cut  
(CT Scan Output)  
35,000 YA.  
Peștera cu Oase, Romania  
8 ½" L, 5 ½" W, 7 ½" H  
BH-048 ..... \$359.00
2. *Homo sapiens*  
Oase 1 mandible and  
Oase 2 cranium  
assembled and  
reconstructed  
35,000 YA.  
Peștera cu Oase, Romania  
8 ½" L, 5 ½" W, 7 ½" H  
BH-049 ..... \$359.00
3. *Homo sapiens*  
Kennewick Man  
9,000-9,500 YA.  
8 ½" L, 5 ½" W, 8 ½" H  
BH-047 ..... \$389.00
4. *Homo sapiens*  
Cro-Magnon  
30,000-32,000 YA.  
Les-Eyzies, France.  
8 ¼" L, 6" W, 6 ¾" H  
BH-017 ..... \$195.00
5. *Homo sapiens* Skhul 5  
100,000 YA.  
Mount Carmel, Israel.  
8" L, 5 ½" W, 7 ½" H  
BH-032 ..... \$295.00
6. *Homo sapiens idaltu*  
BOU-VP-16/1 "Herto"  
154,000-160,000 YA.  
Herto, Ethiopia  
9" L, 6" W, 6 ½" H  
BH-045 ..... \$349.00



## Other Fossil Primates



***Proconsul africanus***  
14-23 MYA.  
Rusinga Island, Kenya.  
5" L, 3" W, 3" H  
BH-023 ..... \$149.00

***Sivapithecus indicus***  
GSP 15000 8.5-12.5 MYA.  
Potwar Plateau, Pakistan.  
5 ½" L, 4 ½" W, 6" H  
BH-024 ..... \$210.00

***Aegyptopithecus zeuxis***  
29 MYA.  
Faiyum, Egypt  
4" L, 2 ½" W, 2 ½" H  
BH-025 ..... \$149.00

***Saadanius hijazensis***  
SGS-UM 2009-002 28-29 MYA.  
Al Hijaz, Saudi Arabia.  
3 ½" L, 2 ½" W, 4 ½" H  
BH-043 ..... \$149.00

**Bone Clones®  
Fossil Hominids**

Interest in the evolution of man continues unabated. Each new discovery feeds into the stream of information about our ancient human history.

The Bone Clones® Fossil Hominid line is composed of finds from anatomically modern humans, archaic humans, early homo, early hominins, and other hominids. These classifications of human ancestors are provided for general categorization of casts available, and we hope it will help to place them in a timeline of human development.

The majority of the casts in this series have been recreated by our team of anatomical sculptors, while others have been produced from original material or scans of original material provided by researchers and/or the country of origin.

We continue our effort to produce new finds as they occur, leaving time for original papers to be published and enough scientific data to be obtained so we may produce our casts as precisely as possible. Each hominid is carefully researched and produced based on some or all of the following: casts of original fossils, the latest literature (descriptions and/or published measurements), input from the scientific community, and full color, life-size photographs, or any combination thereof.

The recreated hominids offered in this series are high quality, artistic recreations that can be advantageously used by educators as important visual aids in the classroom and appreciated by the general public. They are not intended for advanced graduate work or to be used for precise research purposes. Special thanks to our paleoanthropological and archaeological consultants.

**Featured New Fossil Hominids**

**Homo erectus skulls 1-5 from Dmanisi, Georgia**—The five Dmanisi hominins offer an incredible glimpse of early human development, hominin migration patterns, and provide a unique insight into the morphological variation within this small population sample of human ancestors.

**1. Homo erectus  
Dmanisi Skull 1  
D2280**  
1.7 MYA.  
Dmanisi, Georgia.  
6 ¾" L, 5 ¼" W, 4 ¼" H  
BH-057 .....\$220.00



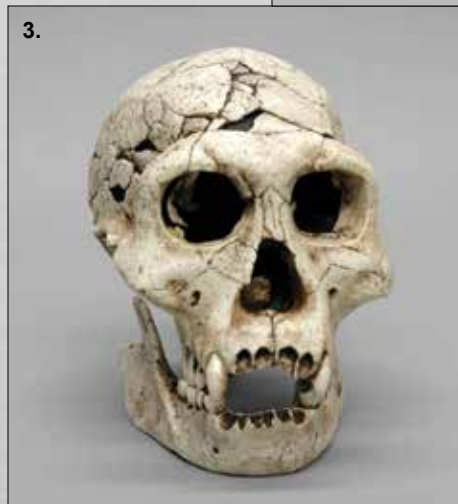
**3. Homo erectus  
Dmanisi Skull 3  
D2700 / D2735**  
1.7 MYA. Dmanisi, Georgia.  
7" L, 5" W, 6 ½" H  
BH-028 .....\$305.00

**2. Homo erectus  
Dmanisi Skull 2  
D2282 / D211**  
1.7 MYA.  
Dmanisi, Georgia.  
7 ¾" L, 5 ½" W, 7 ½" H  
BH-056 .....\$379.00


**4. Homo erectus  
Dmanisi Skull 4  
D3444 / D3900**  
1.7 MYA. Dmanisi, Georgia.  
6 ½" L, 5 ½" W, 5" H  
BH-054 .....\$350.00

**5. Homo erectus  
Dmanisi Skull 5  
D4500 / D2600**  
1.7 MYA. Dmanisi, Georgia.  
8" L, 5 ½" W, 7" H  
BH-053 .....\$379.00

Stands Available  
\$38.00 each



**Archaic Humans**  
(*Homo neanderthalensis*, *heidelbergensis*, *floresiensis*)



1. *Homo heidelbergensis*  
**Broken Hill 1**  
125,000-400,000 YA.  
Kabwe, Zambia  
9" L, 6" W, 6" H  
**BH-004 .....\$195.00**
2. *Homo neanderthalensis*  
**La Chapelle-aux-Saints**  
50,000 YA.  
La Chapelle-aux-Saints, France.  
9" L, 6" W, 7" H  
**BH-009-2 .....\$280.00**
3. *Homo neanderthalensis*  
**Gibraltar 1**  
28,000-200,000 YA.  
Forbes' Quarry, Gibraltar  
8" L, 6" W, 7" H  
**BH-040 .....\$295.00**
4. **Pittdown Man** (1912 Fraud)  
8 1/2" L, 6" W, 7 1/2" H  
**BH-014 .....\$255.00**
5. *Homo neanderthalensis*  
**La Ferrassie 1**  
50,000 YA.  
La Ferrassie, France.  
9" L, 6" W, 7 1/2" H  
**BH-019 .....\$280.00**
6. *Homo heidelbergensis*  
**"Bodo"** 600,000 YA.  
Bodo D'ar, Ethiopia  
8 3/4" L, 6" W, 6 1/4" H  
**BH-041 .....\$245.00**  
with Jaw (not shown).  
9" L, 6" W, 7 1/2" H  
**BH-041-C .....\$325.00**
7. *Homo heidelbergensis*  
**Atapuerca 5**  
350,000-500,000 YA.  
Atapuerca, Spain.  
8" L, 5 1/2" W, 7 1/2" H  
**BH-022 .....\$305.00**
8. *Homo neanderthalensis*  
**(Child) Teshik-Tash**  
70,000 YA.  
Teshik-Tash, Uzbekistan.  
7 1/2" L, 5 1/2" W, 6 1/2" H  
**BH-027 .....\$280.00**
9. *Homo neanderthalensis*  
**La Ferrassie 1**  
**Sawyer/Maley Reconstruction**  
50,000 YA.  
La Ferrassie, France.  
8 1/2" L, 6" W, 7 1/2" H  
**BH-030 .....\$478.00**
10. *Homo floresiensis*  
**Flores LB1 "The Hobbit"**  
18,000 YA. Flores, Indonesia.  
6" L, 4 1/4" W, 5 1/4" H  
**BH-033-2 .....\$325.00**
11. *Homo neanderthalensis*  
**Shanidar 1**  
40,000-73,000 YA.  
Shanidar Cave, Iraq  
8 1/2" L, 6" W, 7 1/2" H  
**BH-050 .....\$389.00**
12. *Homo neanderthalensis*  
**Shanidar 5**  
40,000-73,000 YA.  
Shanidar Cave, Iraq  
8 1/2" L, 5 1/2" W, 5" H  
**BH-051 .....\$238.00**

**Early Homo**  
(*Homo habilis, ergaster, erectus, antecessor, rudolfensis*)

Stands Available  
**\$38.00** each

**1. *Homo habilis*  
KNM-ER 1813**  
1.9 MYA. Koobi Fora, Kenya.  
6 ½" L, 4 ½" W, 4 ½" H  
BH-002 ..... **\$195.00**

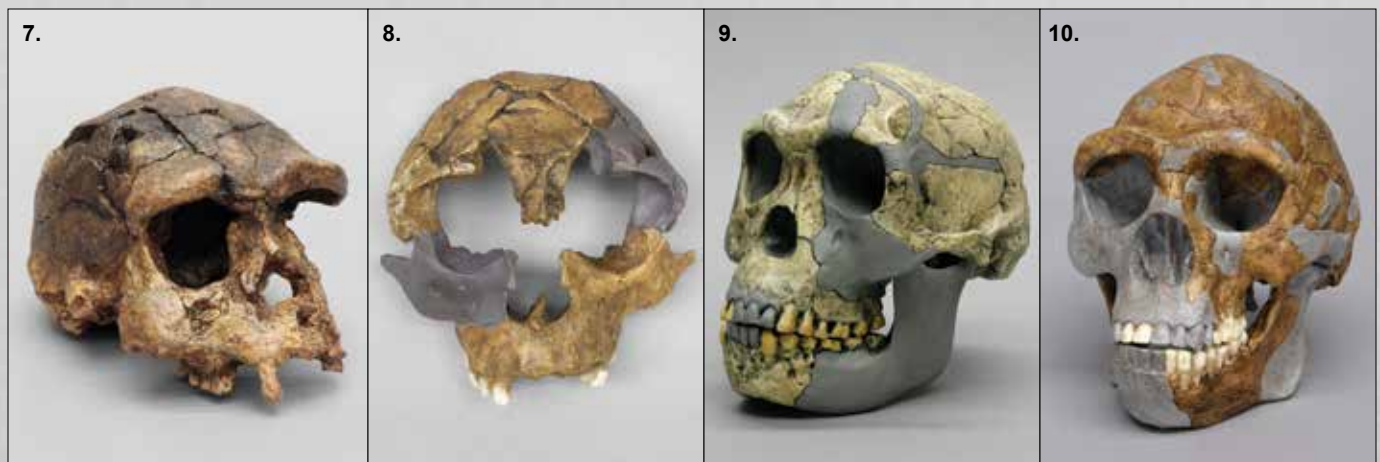
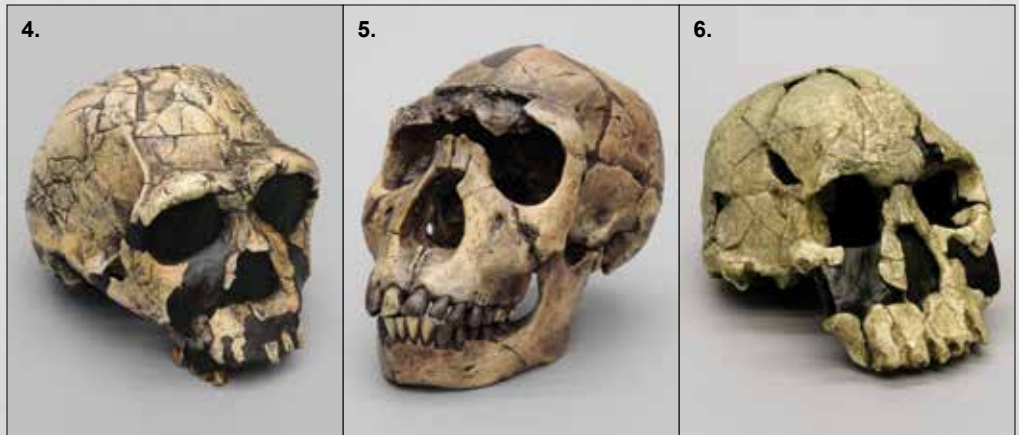
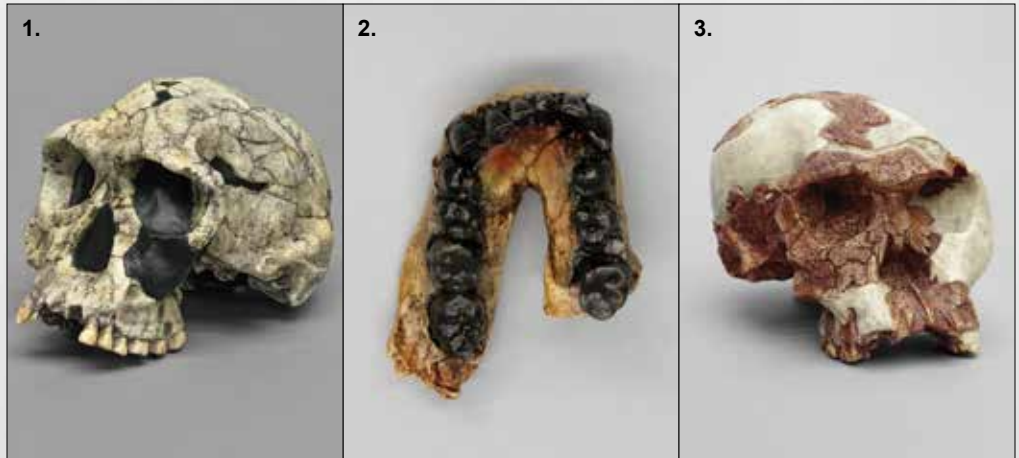
**2. *Homo habilis* Jaw OH 7**  
1.75 MYA.  
Olduvai Gorge, Tanzania.  
3" L, 2" W  
KO-196 ..... **\$149.00**

**3. *Homo habilis* OH 24**  
1.8 MYA.  
Olduvai Gorge, Tanzania.  
7" L, 5" W, 4" H  
BH-010 ..... **\$195.00**

**4. *Homo ergaster*  
KNM-ER 3733**  
1.75 MYA. Koobi Fora, Kenya.  
7 ½" L, 5" W, 5 ½" H  
BH-011 ..... **\$195.00**

**5. *Homo ergaster*  
KNM-WT 15000**  
1.6 MYA. Nariokotome, Kenya.  
8" L, 5 ½" W, 7" H  
BH-012 ..... **\$280.00**

**6. *Homo rudolfensis*  
KNM-ER 1470**  
1.8-1.9 MYA. Koobi Fora, Kenya.  
8" L, 5 ½" W, 5" H  
BH-013 ..... **\$195.00**




**7. *Homo erectus*  
Sangiran 17**  
700,000-1.6 MYA.  
Java, Indonesia.  
9" L, 5 ½" W, 5" H  
BH-018 ..... **\$200.00**

**8. *Homo antecessor***  
800,000 YA.  
Atapuerca, Spain  
4" L, 4 ½" W, 5" H  
BH-031 ..... **\$220.00**

**9. *Homo habilis*  
KNM-ER 1813 with Jaw**  
1.9 MYA.  
Koobi Fora, Kenya.  
6" L, 5" W, 6" H  
BH-034 ..... **\$385.00**

**10. *Homo erectus*  
"Peking Man"**  
300,000-600,000 YA.  
8 ½" L, 5 ½" W, 7" H  
BH-038 ..... **\$349.00**





1. *Australopithecus afarensis*  
2.9-3.9 MYA. Ethiopia.  
7 ½" L, 6" W, 7" H  
BH-001 ..... \$255.00
2. *Australopithecus (Paranthropus) robustus*  
SK 48 1.5-2 MYA.  
Swartkrans, South Africa.  
6 ¼" L, 6" W, 4 ¾" H  
BH-003 ..... \$195.00
3. *A. (P.) robustus*  
SK 48 with Jaw  
6 ½" L, 6" W, 6" H  
BH-003-C ..... \$280.00
4. *Australopithecus (Paranthropus) boisei*  
KNM-ER 406  
1.7 MYA. Koobi Fora, Kenya.  
7 ½" L, 6 ½" W, 5" H  
BH-006 ..... \$195.00
5. *Australopithecus africanus*  
Sts 5 "Mrs. Ples"  
2.5 MYA. Sterkfontein,  
Transvaal, South Africa.  
6 ¾" L, 4 ¾" W, 5 ¼" H  
BH-007 ..... \$195.00
6. *Australopithecus africanus*  
Sts 5 "Mrs. Ples" with Jaw  
2.5 MYA. Sterkfontein,  
Transvaal, South Africa.  
6 ½" L, 5" W, 6 ½" H  
BH-007-C ..... \$280.00
7. *Australopithecus (Paranthropus) aethiopicus*  
KNM-WT 17000 "Black Skull"  
2.5 MYA. Lake Turkana, Kenya.  
9" L, 6" W, 4" H  
BH-008 ..... \$195.00
8. *Australopithecus (Paranthropus) boisei*  
OH 5 (*Zinjanthropus*)  
1.8 MYA.  
Olduvai Gorge, Tanzania.  
7 ¾" L, 6 ¼" W, 6 ¾" H  
BH-015 ..... \$195.00
9. *A. (P.) boisei* OH 5 with jaw  
8 ½" L, 6 ½" W, 7 ½" H  
BH-015-C ..... \$280.00
10. *Australopithecus africanus*  
(Taung Child)  
2.3 MYA. Taung, South Africa.  
5" L, 3" W, 4" H  
BH-016 ..... \$195.00
11. *Kenyanthropus platyops*  
KNM-WT 40000  
3.5 MYA. Lake Turkana, Kenya.  
6 ½" L, 4 ½" W, 5" H  
BH-020 ..... \$265.00
12. *A. (P.) robustus*  
SK 54 (Juvenile)  
Cranium Section 1.5 MYA.  
Swartkrans, South Africa.  
4" W  
BHK-001 ..... \$149.00



## Early Hominins

(*Australopithecus*, *Paranthropus*, *Ardipithecus*, *Sahelanthropus*, *Kenyanthropus*)

**Stands Available**  
**\$38.00 each**

**1. *Australopithecus afarensis***  
**A.L. 288-1 "Lucy"**  
3.2 MYA. Hadar, Ethiopia.  
6 ½" L, 5" W, 6" H  
**BH-021-A .....\$280.00**

**2. "Lucy" (Dark Finish)**  
**BH-021-T.....\$280.00**

**3. *Australopithecus***  
**(*Paranthropus*) *boisei***  
**Female KNM-ER 732**  
1.7 MYA. Koobi Fora, Kenya.  
6 ½" L, 5 ½" W, 4" H  
**BH-026 .....\$195.00**

**4. *Sahelanthropus tchadensis***  
**"Toumai"**  
6-7 MYA. Toros-Manalla, Chad.  
7" L, 4" W, 4" H  
**BH-029 .....\$280.00**

**5. *Australopithecus africanus***  
**Sts 71 2.3-2.8 MYA.**  
Sterkfontein, South Africa.  
6 ½" L, 3 ½" W, 4" H  
**BH-035 .....\$185.00**

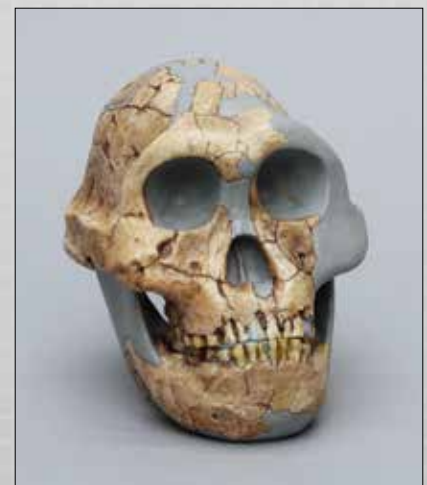
**6. *A. africanus* Sts 52**  
**Maxilla & Mandible**  
4" L, 4" W, 4 ½" H  
**BH-036 .....\$210.00**



***Ardipithecus ramidus***  
4.4 MYA.  
Afar, Ethiopia  
6" L, 5" W, 5" H  
**BH-039.....\$379.00**



***Australopithecus afarensis***  
**Male A.L. 444-2**  
3 MYA.  
Hadar, Ethiopia  
8" L, 6 ½" W, 7" H  
**BH-044.....\$349.00**



***Australopithecus***  
**(*Paranthropus*) *robustus* DNH 7**  
1.5-2 MYA.  
Drimolen, South Africa  
7" L, 5" W, 6" H  
**BH-046.....\$325.00**



[www.boneclones.com](http://www.boneclones.com)



Bone Clones Osteological Reproductions

FOSSIL HOMINID SKULLS

**51**



**Skull (Dark Finish)**

6 1/2" L, 5" W, 6" H

**BH-021-T** ..... \$280.00

**Skull (Light Finish)**

(See pg 51)

**BH-021-A** ..... \$280.00

***Australopithecus afarensis***  
**"Lucy" A.L. 288-1**

3.2 MYA. Discovered by D. Johanson in 1974 in Hadar, Ethiopia. Bone Clones reconstructed the Articulated "Lucy" Skeleton by using bones from the disarticulated version, which were based on the original find. In addition, by extrapolating from published data, relationships to other bones, and partial bone fragments, we created brass parts to indicate missing skeletal elements.

**Articulated Skeleton, Walking**

Note that the arms and legs of the skeleton in walking position are rigid and fixed.

(Stand and Base Included)

3' 7" Tall on an 18" Diameter Base

**SC-036-AW** ..... \$7,250.00

**Articulated Skeleton, Standing**

(Stand and Base Included)

3' 7" Tall on an 18" Diameter Base

**SC-036-A** ..... \$6,500.00

**Disarticulated Skeleton**

Skeleton is provided disarticulated along with a numbered photo to help identify the parts.

**SC-036-D** ..... \$2,100.00



**Pelvis, Disarticulated**

**KO-036-PD** ..... \$265.00



**Pelvis, Articulated**

9" L, 5" W

**KO-036-PA** ..... \$250.00




**Femur Assembled**

10 3/4" Long

**KO-036-FA** ..... \$115.00






**Cranium Fragments**  
6 parts  
KO-036-C .....\$125.00



**Jaw**  
4" L, 3 3/4" W, 2 1/4" H  
KO-036-J ..... \$95.00



**Innominate and Sacrum**  
KO-036-PS .....\$175.00



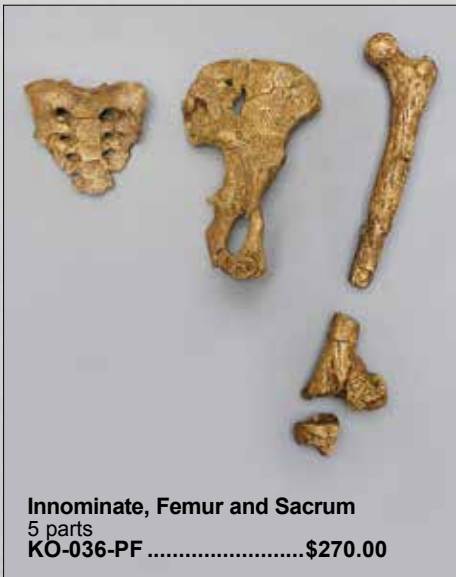
**Innominate Only**  
KO-036-P ..... \$90.00



**Sacrum Only**  
KO-036-S ..... \$88.00



**Chimpanzee Skeleton, Male**  
**Bipedal, Articulated**  
*Pan troglodytes*  
4' 9" H (on stand)  
SC-003-BP ..... \$3,200.00



**Innominate, Femur and Sacrum**  
5 parts  
KO-036-PF .....\$270.00



**Femur Parts**  
KO-036-F ..... \$130.00



**Chimpanzee Pelvis and Femur, Female**  
*Pan troglodytes*  
KO-187-PF ..... \$259.00





**Neanderthal Humerus**  
12 3/4" L  
KO-083.....\$140.00

**Neanderthal Ulna**  
10 1/2" L  
KO-090.....\$110.00

**Neanderthal Radius**  
9 1/4" L  
KO-089.....\$115.00



**Neanderthal Atlas**  
1 3/4" L, 3" W  
KO-077.....\$80.00

**Neanderthal Scapula**  
7" L, 6" W  
KO-080.....\$245.00



**Neanderthal Clavicle**  
6 3/4" L  
KO-078.....\$87.00



**Neanderthal Tibia and Fibula (attached)**  
14 1/2" L  
KO-091.....\$285.00



**Neanderthal Femur**  
17 3/4" L  
KO-082.....\$260.00



**Comparative Hyoid Set, Neanderthal and Modern Human**  
Serving an anchoring function for the tongue, the hyoid is implicated in the evolution of speech development.  
COMP-135.....\$70.00



**Neanderthal Foot, Articulated**  
Based on a mixture of La Ferrassie 1 and a robust modern human.  
9" L, 3 1/2" W  
KO-087.....\$365.00

**Neanderthal Hand, Articulated**  
7" L, 6 1/2" W  
KO-086.....\$365.00

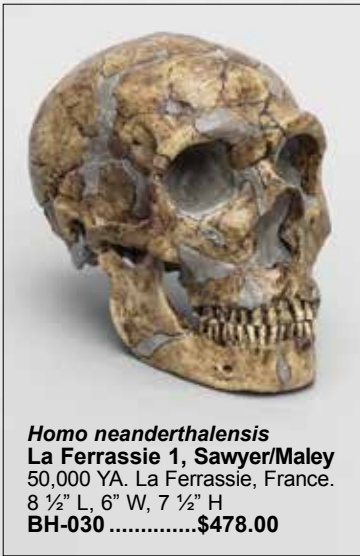
**Neanderthal Patella**  
(Not Shown)  
1 1/2" L, 1 1/2" W  
KO-088.....\$45.00



**Neanderthal Skeleton Reconstruction, Partially Disarticulated**  
See our website for all postcranial details.  
SC-019-D.....\$8,800.00



**Neanderthal Set**  
Includes: Skull (BH-030), pelvis, femur, humerus  
KO-085.....\$1,650.00



**Homo neanderthalensis**  
**La Ferrassie 1, Sawyer/Maley**  
 50,000 YA. La Ferrassie, France.  
 8 1/2" L, 6" W, 7 1/2" H  
**BH-030 .....\$478.00**



**Neanderthal Pelvis**  
 This pelvis is a complicated mosaic drawn from three distinct Neanderthal specimens: Kebara 2, Feldhofer and La Ferrassie 1.  
 12" W, 8" H  
**KO-081.....\$840.00**



**Neanderthal Hyoid, from Kebara**  
 The hyoid lies between the mandible and larynx, where it anchors the muscles necessary for speech. This important discovery demonstrates that Neanderthals had the capacity for speech and possibly language.  
 2" L, 1 1/2" W  
**KO-135.....\$45.00**



**Neanderthal Pelvis, Femur and Humerus Set**  
**KO-084.....\$1,175.00**

**Neanderthal Pelvis and Femur (left)**  
**SC-019-PF.....\$1,080.00**



**Neanderthal Thorax Assembly**  
 21 1/2" L, 13" W  
**KO-079.....\$2,920.00**



**Comparative Pelvis, Femur and Humerus Set, Neanderthal and Modern**  
 Contains modern *Homo sapiens* and *Homo neanderthalensis* pelvis, femur and humerus. An excellent, economical way to compare structures.  
**COMP-107.....\$1,375.00**



**Neanderthal Skeleton, Articulated**  
*Homo neanderthalensis*  
 The most complete Neanderthal skeleton ever offered, this skeleton was reconstructed and articulated by anthropologists Gary J. Sawyer, of the American Museum of Natural History, and Blaine C. Maley. It was based primarily on the La Ferrassie 1 specimen, with missing or incomplete elements filled in from other Neanderthal casts. This reconstruction vividly illustrates how Neanderthals differed from modern humans. Contrasts with modern humans can be noted in the structure of the pelvis and rib cage.  
 (Stand and Base Included) 5' 2 1/2" Tall on 23" Diameter Base  
**SC-019-A.....\$13,900.00**





***Homo ergaster* Skeleton, KNM-WT 15000, Articulated**

Bone Clones reconstructed the "Nariokotome Boy" or "Turkana Boy" skeleton by using bones from the disarticulated version, which were based on the original find. In addition, by extrapolating from published data, relationships to other bones, and partial bone fragments, we reconstructed several vertebrae and the sternum, painting these black to differentiate them from the found bones. We used brass parts to indicate other missing bones.

(Stand and Base Included) 60" Tall on 18" Diameter Base  
**SC-012-A.....\$6,200.00**



***Homo ergaster* Skull, KNM-WT 15000**  
 1.6 MYA. Nariokotome, Kenya.  
 8" L, 5 1/2" W, 7" H  
**BH-012.....\$280.00**

***Homo ergaster* Skeleton, KNM-WT 15000, Disarticulated**

1.6 MYA.  
 Discovered in Nariokotome, Kenya. The completeness of the skull allowed scientists to get accurate measurements of brain size. Many other skeletal parts were also recovered, giving anthropologists a great deal of information regarding body size, limb proportions, approximate age of death (early adolescence) and whether or not language was possible. Skeleton is provided disarticulated along with a numbered photo.

**SC-012-D.....\$2,800.00**





***H. ergaster* KNM-WT 15000 Pelvis and Femur**  
**SC-012-PF..... \$330.00**

**Pelvis Only**  
 8 1/2" W, 7 1/2" H  
**KO-312-P ..... \$245.00**


**Femur Only**  
 16 3/4" L  
**SC-012-F .....\$110.00**

## Ardipithecus ramidus

4.4 MYA. *Ardipithecus ramidus* was discovered by Tim White and associates in 1994 in the Afar region of Ethiopia and published in 2009. The partial skeleton ARA-VP-6/500, now is considered by many to be the oldest skeleton of a supposed human ancestor. The discovery team's examination of the pelvis indicates that this species was able to walk upright, not with the same fluidity of later humans or even "Lucy" but with much more efficiency than chimpanzees. However, the lower part of the pelvis offers evidence that the species possessed the musculature required for tree-climbing. The bones of the wrist indicate, according to the discovery team, that while moving quadrupedally, weight was placed on the palms of the hands rather than on the knuckles. White and associates hypothesize that *Australopithecus* is a descendant of *Ardipithecus*, while others hypothesize that *Ardipithecus* might be an extinct sister species to Lucy's genus. *Note that the skull, pelvis, left hand and foot are currently available. The remainder of the skeleton is in process.*



- 1. *A. ramidus*  
Pelvis, Disarticulated  
SC-039-PD...\$350.00
  
- 2. *A. ramidus*  
Hand, Articulated  
SC-039-184-A....\$310.00
  
- 3. *A. ramidus*  
Hand, Disarticulated  
SC-039-184-D...\$250.00
  
- 4. *A. ramidus*  
Foot, Articulated  
SC-039-185-A..\$310.00
  
- 5. *A. ramidus*  
Foot, Disarticulated  
SC-039-185-D..\$250.00



©Bone Clones

















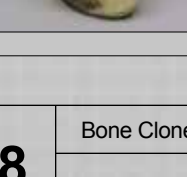
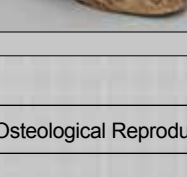
Please visit our website for updated information.



[www.boneclones.com](http://www.boneclones.com)

Bone Clones Osteological Reproductions  
**FOSSIL HOMINID**  
**ARDIPITHECUS RAMIDUS**

## Fossil Hominid Sets

		<p><b>Set of 9 Fossil Hominid Skulls</b>                      Nine milestone discoveries representing a timeline of, and the diversity in, human lineage. Discounted when bought as a set:</p> <p>Includes:</p> <ul style="list-style-type: none"> <li>• BH-002 <i>H. habilis</i></li> <li>• BH-007 <i>A. africanus</i></li> <li>• BH-009-2 <i>H. neanderthalensis</i></li> <li>• BH-012 <i>H. ergaster</i></li> <li>• BH-015 <i>A. (P.) Boisei</i></li> <li>• BH-016 <i>A. africanus</i></li> <li>• BH-020 <i>K. platyops</i></li> <li>• BH-021-T <i>A. afarensis</i></li> <li>• BH-038 <i>H. erectus</i></li> </ul> <p><b>BH-KRO-1.....\$2,098.00</b></p>
		
		
		
		
		
		
		
		







**Set of 7 Primate Skulls with Lesson Plan**  
 The lesson plan, intended for high school through introductory level college students, is designed to introduce students to hominid evolution and the scientific method through the use of research, data collection, and analysis using this set of seven primates.

**BH-KRO-7.....\$1,695.00**

Includes:

- BC-001 Gorilla
- BC-016 Human
- BC-003 Chimpanzee
- BH-001 *A. afarensis*
- BH-015-C *A. boisei*
- BH-019 *H. neanderthalensis*
- BH-038 *H. erectus*
- Teacher Guide
- Lab Activity
- 4 Calipers

		<p><b>Set of 7 Skulls</b>                      This set of 7 skulls is a full-size companion to our KAM SET-7, 1:2 scale Primate Skulls. (see next page)</p> <p>Includes:</p> <ul style="list-style-type: none"> <li>• BC-001 Gorilla</li> <li>• BC-016 Human</li> <li>• BC-003 Chimpanzee</li> <li>• BH-001 <i>A. afarensis</i></li> <li>• BH-015-C <i>A. boisei</i></li> <li>• BH-019 <i>H. neanderthalensis</i></li> <li>• BH-038 <i>H. erectus</i></li> </ul> <p><b>BH-KRO-3.....\$1,745.00</b></p>
		
		
		
		

**Set of 6 Fossil Hominid Skulls**  
 This set of 6 skulls represents a range of fossil hominids based on age and historical importance. Ages range from 50,000 YA to 3.2 MYA.

**BH-KRO-2.....\$1,435.00**

Includes:

- BH-007 *A. africanus*
- BH-009-2 *H. neanderthalensis*
- BH-012 *H. ergaster*
- BH-015 *A. (P.) Boisei*
- BH-021-T *A. afarensis*
- BH-038 *H. erectus*



## Scale Primate Sets

**KAM-02**  
*A. afarensis*

**KAM-01**  
*A. (P.) boisei*

**KAM-05**  
*H. erectus*

**KAM-06**  
*H. neanderthalensis*

**KAM-04**  
Gorilla

**KAM-03**  
Chimpanzee

**KAM-07**  
*H. sapiens*

**Set of 7 Primate Skulls, 1:2 scale, (Base Not Included)**  
KAM-SET-7.....\$546.00

**All Skulls Also Available Individually, \$78.00 Each**

**Base for Set of 7 Primate Skulls, 1:2 scale**  
24" L, 9" W, 1 1/4" H  
S-KAM-SET-7-2 .....\$85.00

**Set of 7 Sculpted Hominid Busts (1:4 scale) by Atelier Daynes**

1:4 scale models based on CT scans of life-size fossil hominid sculptures by Atelier Daynes of Paris, France. These seven miniature busts beautifully capture Elisabeth Daynes' superb artistry in her specialized field of reconstructions. Endorsed by prominent scientists and exhibited in many museums around the world, each hominid sculpture depicts a unique and specific early human face. Made of polyurethane resin with a bronze finish. Distributed exclusively by Bone Clones, Inc. **Imported.**

1 scale factor  
5 scale factor  
.25 scale factor

Full Scale (1:1)      Half Scale (1:2)      Quarter Scale (1:4)

**See pg. 7 for more scale products and information.**

1. AD-001      2. AD-002      3. AD-003      4. AD-004      5. AD-005      6. AD-006      7. AD-007

<b>Set of all 7 Sculpted Busts</b> AD-SET-7 .... \$359.00		<b>2. <i>A. afarensis</i>, male</b> 2 3/4" L, 3 1/4" W, 3 1/4" H AD-002 ..... \$54.00	<b>4. <i>Homo habilis</i></b> 2" L, 2 3/4" W, 2 1/2" H AD-004 ..... \$54.00	<b>6. <i>H. neanderthalensis</i></b> 2 3/4" L, 3 1/4" W, 3 3/4" H AD-006 ..... \$54.00
<b>1. <i>A. afarensis</i>, female</b> 2 1/4" L, 2 3/4" W, 2 3/4" H AD-001 ..... \$54.00	<b>3. <i>A. africanus</i></b> 2 1/2" L, 3" W, 3 1/4" H AD-003 ..... \$54.00	<b>5. <i>A. (P.) boisei</i></b> 3" L, 3 1/2" W, 3 1/2" H AD-005 ..... \$54.00	<b>7. <i>H. sapiens</i>, Cro-Magnon</b> 2" L, 2 1/4" W, 3 1/2" H AD-007 ..... \$54.00	





**Homo erectus KNM-ER 1481, Femur and Partial Tibia**  
 1.89 MYA  
 Femur 15 1/4" L  
 Partial Tibia 4 1/2" L  
 KO-211-PR..... \$185.00

**Femur Only**  
 15 1/4" L  
 KO-211..... \$136.00

- 1. Human Adult  
Knee Joint**  
 KO-336-KJ ..... \$69.00
- 2. Chimpanzee  
Knee Joint**  
*Pan troglodytes*  
 SC-003-KJ..... \$130.00
- 3. Homo erectus  
Knee Joint**  
 KNM-ER 1481  
 1.89 MYA  
 KO-211-KJ ..... \$161.00
- 4. A. afarensis  
Knee Joint**  
 A.L. 129 1a + 1b  
 3.4 MYA  
 KO-392-KJ ..... \$150.00



**Homo habilis OH 8  
Foot**  
 3 3/4" L, 2 1/4" W, 1 1/2" H  
 KO-242.....\$162.00



**Australopithecus africanus  
Disarticulated Pelvis**  
 KO-195-PD.....\$260.00



**Australopithecus anamensis KO-136-SET (8 Pieces)**

Maxilla  
 KO-136-MAX

Mandible  
 KO-136-MAN

Right Distal Tibia  
 KO-136-TD

Left Distal Humerus  
 KO-136-HD

Right Proximal Tibia  
 KO-136-TP

Left Distal Radius  
 KO-136-RD

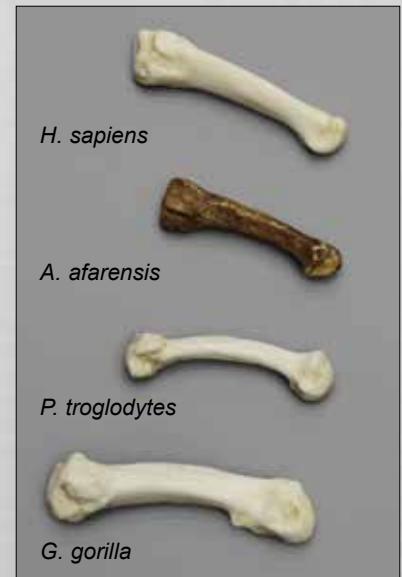
Left Center Radius  
 KO-136-RC

Left Proximal Radius  
 KO-136-RP

**Australopithecus anamensis  
Cranial and  
Postcranial Set**  
 KO-136-SET.....\$370.00



**Homo neanderthalensis  
Shanidar 1  
Humerus**  
 KO-064.....\$85.00



*H. sapiens*

*A. afarensis*

*P. troglodytes*

*G. gorilla*

**Set of 4th metatarsals from:  
Human, A. afarensis,  
Chimpanzee, Gorilla**  
 KO-390-4MT-SET.....\$84.00



## Neanderthal Tools

**Neanderthal Tools,  
Set of 21 Stone Tools**  
MS-100-SET.....\$998.00

**Neanderthal Tools**  
Set of 6 selected tools to represent the different types.  
Set includes:  
MS-101  
MS-105  
MS-112  
MS-115  
MS-117  
MS-120  
MS-100-6-SET.....\$308.00



See our website for individual tools and more information.



**Stone Tools,  
Set of 6**  
Includes artifacts from Africa, dated from 1.2 to 1.5 MYA.  
MS-201-SET...\$358.00  
MS-206.....\$72.00  
MS-205.....\$72.00  
MS-204.....\$95.00  
MS-201.....\$43.00  
MS-202.....\$52.00  
MS-203.....\$45.00



**Farpoint Clovis Spearpoint**  
The 8-inch Farpoint Clovis spearpoint was found in 2005 by Edgar Perez at a residential construction site in Malibu. The first such artifact found on the west coast, the Clovis spearpoint indicates the presence of Clovis people 11,000 years ago and raises questions about the origins of the earliest inhabitants of the Americas. It is currently curated at the Santa Barbara Museum of Natural History.  
5 1/4" L, 2" W  
MS-220.....\$95.00



**Fossil Hominid Stone Tools, Set of 6.**  
MS-99-SET.....\$405.00

**Banded Hand-Axe**  
Acheulian, SW Morocco, (Flint).  
4 3/4" L x 2 1/2" W  
MS-001.....\$92.00

**Triangular Bi-facial Hand-Axe**  
Mousterian, Roye, Picardie Region, France.  
40,000 - 120,000 years old, Neanderthal.  
1 3/4" L x 1 1/2" W  
MS-002.....\$70.00

**Levallois Blade**  
Mousterian, Verberie, Picardie Region, France. Distinct from Acheulian; Bi-facial ovate point.  
2 1/2" L x 1 3/4" W  
MS-003.....\$70.00

**Cordiform Bi-facial Hand-Axe**  
Mid-Acheulian, Montealegre del Castillo, Albacete, Spain.  
6 3/8" L x 3 1/2" W  
MS-004.....\$70.00

**Scraper**  
Mousterian, Cairo, Egypt, 40,000 years old.  
4" L x 1 1/2" W  
MS-005.....\$55.00

**Bi-facial Hand-Axe**  
Acheulian, Ergtisersine, Libya, over 250,000 years old.  
6 3/8" L x 3 1/2" W  
MS-006.....\$70.00





**Orangutan Infant, 11 months old**  
*Pongo pygmaeus*  
 4 1/2" L, 3 1/2" W, 4" H  
 BC-208 ..... \$175.00



**Chimpanzee Infant, 11 months old**  
*Pan troglodytes*  
 4 1/2" L, 3 1/2" W, 3 1/2" H  
 BC-207 ..... \$175.00



**Gorilla Infant, 6 months old**  
*Gorilla gorilla*  
 4 3/4" L, 3 1/2" W, 3 3/4" H  
 BC-339 ..... \$175.00



**Orangutan Fetal, Near-term**  
*Pongo pygmaeus*  
 3 1/2" L, 2 1/2" W, 3" H  
 BC-206 ..... \$135.00



**Chimpanzee Fetal, Near-term**  
*Pan troglodytes*  
 3 1/2" L, 2 1/2" W, 2 1/2" H  
 BC-205 ..... \$135.00



Orangutan and Chimpanzee fetal postcranial bones are also available. See our website for more information.

**Set of 6 Primate Skulls BC-1234-SET.....\$1,327.00**



1. **Gorilla, Male**  
*Gorilla gorilla*  
12" L, 6 1/2" W, 9" H  
**BC-001** ..... \$290.00
2. **Gorilla, Male, X-large**  
*Gorilla gorilla*  
11 1/2" L, 7" W, 10" H  
**BC-036** ..... \$298.00
3. **Mountain Gorilla, Male**  
*Gorilla gorilla beringei*  
12 1/2" L, 7 1/2" W, 9" H  
**BC-124** ..... \$325.00
4. **Gorilla, Female**  
*Gorilla gorilla*  
8 1/2" L, 5 1/2" W, 7" H  
**BC-035** ..... \$268.00
5. **Sumatran Orangutan, Male**  
*Pongo abelii*  
9" L, 7" W, 10" H  
**BC-002S** ..... \$270.00
6. **Bornean Orangutan, Male**  
*Pongo pygmaeus*  
9 1/2" L, 6 1/2" W, 8" H  
**BC-002B** ..... \$255.00
7. **Bornean Orangutan, Female**  
*Pongo pygmaeus*  
7" L, 5" W, 6 1/2" H  
**BC-255** ..... \$240.00
8. **Chimpanzee, Male**  
*Pan troglodytes*  
8" L, 5 1/2" W, 6" H  
**BC-003** ..... \$238.00
9. **Chimpanzee, Female**  
*Pan troglodytes*  
7" L, 5" W, 6" H  
**BC-248** ..... \$238.00
10. **Bonobo, Female**  
*Pan paniscus*  
7" L, 4" W, 5" H  
**BC-123** ..... \$238.00
11. **Bonobo, Male**  
*Pan paniscus*  
7" L, 5" W, 5 1/2" H  
**BC-252** ..... \$245.00
12. **White-handed Gibbon, Male**  
*Hylobates lar*  
4" L, 2 1/2" W, 3" H  
**BC-291** ..... \$180.00
13. **Siamang, Female**  
*Symphalangus (Hylobates) syndactylus*  
5" L, 3" W, 4" H  
**BC-047** ..... \$170.00
14. **Siamang, Male, X-large**  
*Symphalangus (Hylobates) syndactylus*  
5" L, 4" W, 3 1/2" H  
**BC-290** ..... \$180.00
15. **Chimpanzee, Juvenile**  
*Pan troglodytes*  
7" L, 4 1/2" W, 5" H  
**BC-325** ..... \$228.00





**1. Hanuman Langur**  
*Semnopithecus entellus*  
 5" L, 4" W, 4" H  
**BC-084 .....\$179.00**

**2. Howler Monkey**  
*Alouatta palliate*  
 5" L, 3" W, 4 1/2" H  
**BC-017 .....\$172.00**

**3. Titi Monkey**  
*Callicebus torquatu*  
 1 3/4" L, 1 1/2" W, 2 1/4" H  
**BC-319 .....\$98.00**

**4. Talapoin Monkey**  
*Miopithecus talapoin*  
 2 3/4" L, 1 3/4" W, 2" H  
**BC-298 .....\$135.00**

**5. Squirrel Monkey**  
*Saimiri sciureus*  
 2 3/4" L, 1 3/4" W, 2" H  
**BC-320 .....\$98.00**

**6. Howler Monkey Hyoid**  
*Alouatta palliate*  
 An extra large hyoid, allows this large New World monkey to make its voice heard across a distance of two miles.  
 2 3/4" L, 1 1/2" W, 1 3/4" H  
**KO-179 .....\$55.00**



**Baboon**

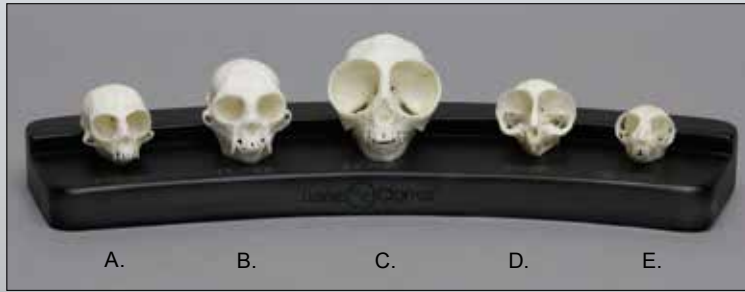
**6. Mandrill Baboon, Female**  
*Mandrillus sphinx*  
 7" L, 4" W, 4 1/2" H  
**BC-261 .....\$215.00**

**7. Mandrill Baboon, Male**  
*Mandrillus sphinx*  
 9" L, 5 1/2" W, 5" H  
**BC-010 .....\$240.00**

**8. Chacma Baboon, Female**  
*Papio ursinus*  
 Found on the savannahs of southern Africa, it has a dog-like muzzle, which motivates one of its common names, the dog-faced monkey.  
 7" L, 4" W, 4 1/2" H  
**BC-259 .....\$215.00**

**9. Chacma Baboon, Male**  
*Papio ursinus*  
 Able to run 35-40 mph, these primates also possess sharp hearing and eyesight.  
 9" L, 5" W, 5" H  
**BC-258 .....\$235.00**





**Comparative Set of 5  
Lesser Primates**  
(Base Included)  
**COMP-108.....\$499.00**

- A. BC-081 Pygmy Marmoset
- B. BC-080 Cotton-top Tamarin
- C. BC-109 Owl Monkey
- D. BC-050 Tarsier
- E. BC-136 Mouse Lemur



**Tarsier**  
*Tarsius syrichta*  
1 ½" L, 1" W, 1" H  
**BC-050.....\$85.00**

**Cotton-top Tamarin**  
*Saguinus oedipus*  
2" L, 1 ½" W, 1 ½" H  
**BC-080.....\$98.00**

**Owl Monkey**  
*Aotus trivirgatus*  
2" L, 1 ½" W, 2" H  
**BC-109.....\$109.00**

**Pygmy Marmoset**  
*Cebuella pygmaea*  
1 ½" L, 1" W, 1" H  
**BC-081.....\$98.00**

**Mouse Lemur**  
*Microcebus murinus*  
1 ½" L, 1" W, ¾" H  
**BC-136.....\$90.00**



**Slender Loris**  
*Loris tardigradus*  
2" L, 1" W, 1" H  
**BC-266.....\$98.00**

**Aye-Aye**  
*Daubentonia madagascariensis*  
3" L, 2" W, 2" H  
**BC-163...\$170.00**

**Aye-Aye Arm**  
*D. madagascariensis*  
7"  
**KO-163.....\$170.00**

**Slow Loris**  
*Nycticebus coucang*  
2 ½" L, 1 ½" W, 1 ½" H  
**BC-264.....\$98.00**

**Common Marmoset**  
*Callithrix jacchus*  
1 ¾" L, 1" W, 1 ½" H  
**BC-311.....\$98.00**



**Saki Monkey**  
*Pithecia pithecia*  
3" L, 2" W, 2 ½" H  
**BC-304.....\$145.00**

**Ring-tailed Lemur**  
*Lemur catta*  
3 ½" L, 2" W, 2" H  
**BC-087.....\$119.00**

**Indri Lemur** (See p 73)  
*Indri indri*  
4" L, 2 ½" W, 2 ½" H  
**BC-282.....\$145.00**

**Sifaka Lemur**  
*Propithecus verreauxi*  
3" L, 2 ¼" W, 2 ½" H  
**BC-284.....\$145.00**



**1. Gorilla Skeleton, Articulated**

*Gorilla gorilla*

Each bone—over 180 pieces—was individually cast from a very large male silverback lowland gorilla. Licensed by the Philadelphia Zoo.

(Stand Included)

48" L, 26" W, 48" H

**SC-028-A..... \$4,800.00**

**Disarticulated**

(Not Shown)

**SC-028-D..... \$3,300.00**

**Bipedal, Articulated**

(Not Shown, Stand Included)

6' 1" H (on stand)

**SC-028-BP ..... \$4,500.00**

**2. Orangutan Skeleton, Articulated**

*Pongo abelii*

From a male Sumatran orangutan. Restricted to a small part of Sumatra, this endangered species verges on extinction.

(Stand and Base Included)

5' H on a 24" Diameter Base

**SC-002-A..... \$4,800.00**

**Orangutan Skeleton, Disarticulated**

(Not Shown)

**SC-002-D..... \$3,100.00**



**3. Chimpanzee Skeleton, Articulated**

*Pan troglodytes*

This specimen is a particularly large male.

(Stand Included)

34" L, 19" W, 31" H

**SC-003-A..... \$3,200.00**

**Wood Base for Display**

(Not Shown) 35 1/4" L, 16 1/4" W

**S-SC-003..... \$125.00**

**Disarticulated (Not Shown)**

**SC-003-D..... \$2,250.00**

**Bipedal, Articulated**

(See p 53, Stand Included)

4' 9" H (on stand)

**SC-003-BP ..... \$3,200.00**



See our website for postcranial list and more information.





**1. Mandrill Baboon Skeleton, Articulated**

*Mandrillus sphinx* (Stand Included)  
33" L, 12" W, 25" H  
SC-010-A..... \$3,300.00

**Mandrill Baboon Skeleton, Disarticulated** (Not Shown)  
SC-010-D..... \$2,300.00



**2. Bonobo Skeleton, Articulated**

*Pan paniscus*  
A 9-year-old female from the Democratic Republic of the Congo. Sometimes called the pygmy chimpanzee, the smaller bonobo species is distinct from the common chimpanzee, *P. troglodytes*. Exclusively licensed to Bone Clones by the San Diego Natural History Museum.  
(Stand and Base Included)  
14" W, 45" H  
SC-123-A..... \$3,300.00

**Bonobo Skeleton, Disarticulated** (Not Shown)  
SC-123-D..... \$2,300.00



**3. Siamang Skeleton, Articulated**

*Symphalangus (Hylobates) syndactylus*  
The smallest of the great apes, gibbons and siamangs are known for their remarkable gymnastic ability and extremely long arms. While they have much in common, several characteristics distinguish the siamang from gibbons. Most noticeable is the siamang's impressive throat sac, which inflates to a size equal to the size of its head.  
(Stand and Base Included)  
16" W, 30" H  
SC-047-A..... \$2,250.00

**Siamang Skeleton, Disarticulated** (Not Shown)  
SC-047-D..... \$1,750.00



## New World Monkey Skeletons



**Weeping Capuchin, Articulated**  
*Cebus olivaceus*  
 27" L, 8 1/2" W, 11" H  
 Base: 28" L, 12" W  
**SC-263-A.....\$2,350.00**


Base and Stand Included



**Weeping Capuchin**  
 4" L, 3" W, 3" H  
**BC-263 .....\$155.00**  
**Weeping Capuchin**  
**Skeleton, Disarticulated**  
**SC-263-D.....\$1,750.00**



See our website for  
 postcranial list and  
 more information.



**Black Spider Monkey, Articulated**  
*Ateles paniscus*  
 33" L, 11" W, 18" H  
 Base: 35" L, 15" W  
**SC-265-A.....\$2,350.00**

Base and Stand Included



**Black Spider Monkey**  
 4 1/4" L, 2 1/2" W, 3 1/2" H  
**BC-265 .....\$160.00**  
**Black Spider Monkey**  
**Skeleton, Disarticulated**  
**SC-265-D.....\$1,725.00**



See our website for  
 postcranial list and  
 more information.

## Old World Monkey Skeletons



**Vervet Monkey**  
 4 1/2" L, 3" W, 3" H  
 BC-069 .....\$164.00

**Vervet Monkey**  
 Skeleton, Disarticulated  
 SC-069-D.....\$1,750.00



See our website for  
 postcranial list and  
 more information.



**Rhesus Macaque**  
 5" L, 3 1/2" W, 3 1/2" H  
 BC-137 .....\$170.00

**Rhesus Macaque**  
 Skeleton, Disarticulated  
 SC-137-D.....\$1,750.00



See our website for  
 postcranial list and  
 more information.



Jane Goodall and Chimpanzee  
"Hand-in-Hand" Life Cast



50% of sales goes  
directly to



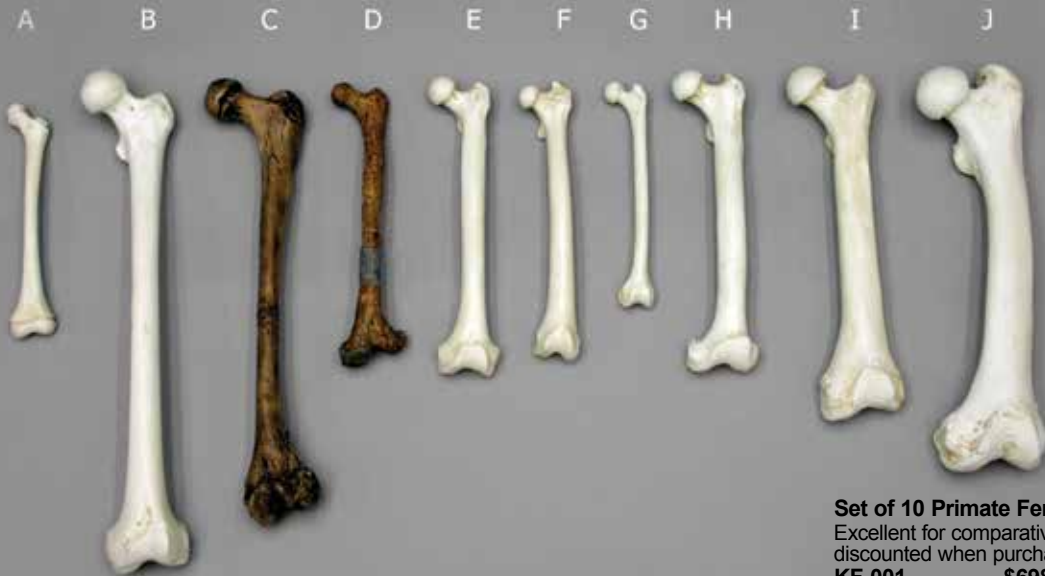
the Jane Goodall Institute



**Jane Goodall and Chimpanzee  
"Hand-in-Hand" Life Cast on Base - Limited Edition**

Limited edition of 200, with brass plaque hand-signed by Dr. Jane Goodall and individually hand-numbered. Made of bronze-finished resin on a brass stand and resin base. Includes certificate of authenticity.

**JG-01.....\$1500.00**



**Set of 10 Primate Femora**

Excellent for comparative studies and discounted when purchased as a set.

**KF-001.....\$698.00**

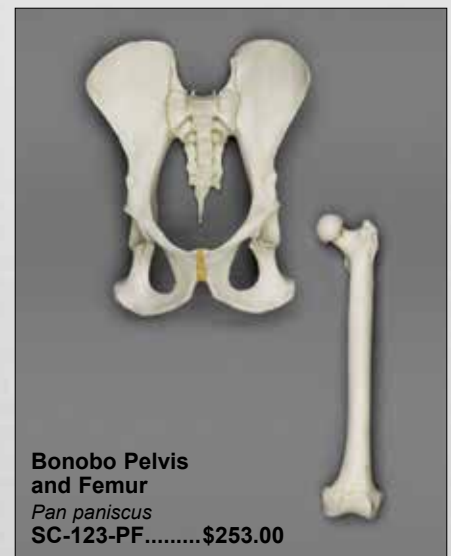
- A. Human 5-year-old Child**  
*Homo sapiens* 9" L  
SC-183-F .....\$50.00
- B. Human Male**  
*Homo sapiens* 18 1/2" L  
SC-092-F .....\$56.00
- C. *H. ergaster* KNM-WT 15000**  
*Homo ergaster* 16 3/4" L  
SC-012-F .....\$110.00
- D. *A. afarensis* "Lucy" Assembled**  
*Australopithecus afarensis* 10" L  
KO-036-FA .....\$115.00

- E. Bonobo**  
*Pan paniscus* 11" L  
SC-123-F .....\$75.00
- F. Mandrill Baboon**  
*Mandrillus sphinx* 10 1/2" L  
KO-210-F .....\$70.00
- G. Siamang**  
*Symphalangus syndactylus* 8 3/4" L  
SC-047-F .....\$60.00

- H. Chimpanzee**  
*Pan troglodytes* 11" L  
SC-003-F .....\$70.00
- I. Orangutan**  
*Pongo abelii* 13" L  
SC-002-F .....\$80.00
- J. Gorilla**  
*Gorilla gorilla* 15" L  
SC-028-F .....\$90.00



Pelvises and femora also available separately. Visit [boneclones.com](http://boneclones.com) for more information.



**Knuckle-Walking Quadruped**



**Chimpanzee**  
SC-003-IM .....\$256.50

**Terrestrial Quadruped**



**Vervet**  
SC-069-IM .....\$174.00

**Vertical Clinger/Leaper**



**Indri Lemur**  
SC-282-IM .....\$229.00

**PRIMATE INTERMEMBRAL SETS**

These sets consist of humerus, radius, femur, and tibia of primates for use in calculating forelimb, hindlimb, and long bone indices.

**Brachiator**  
Orangutan  
SC-002-IM ..... \$270.00

**Terrestrial Quadruped**  
Mandrill Baboon  
SC-010-IM ..... \$252.00

**Quadruped**  
Rhesus Macaque  
SC-137-IM ..... \$174.00

**Suspensory/Brachiator**  
Black Spider Monkey  
SC-265-IM ..... \$174.00

**Knuckle-Walking Quadruped**  
Gorilla  
SC-028-IM ..... \$266.00

**Vertical Clinger/Leaper**  
Senegal Bushbaby with calcaneus  
SC-095-IM .....\$125.00

**Arboreal Quadruped**



**Weeping Capuchin**  
SC-263-IM .....\$174.00

**Brachiator**



**Siamang**  
SC-047-IM .....\$179.00

**Quadruped**



**Ring-tailed Lemur**  
SC-096-IM.....\$174.00

**Small Arboreal Quadruped & Vertical Clinger/Leaper**




**Common Marmoset with calcaneus**  
SC-097-IM.....\$135.00

Indris, the largest of all modern prosimians, inhabit a small area in the eastern rainforests of Madagascar. With feet best described as prehensile, indri lemurs are characterized as vertical clingers and leapers in the trees. The virtually tail-less indri bounds from branch to branch up to 30 feet with a loaded spring-like motion made possible by the length and strength of its back legs. The length differential between the front and hind limbs is quite apparent in the indri skeleton.

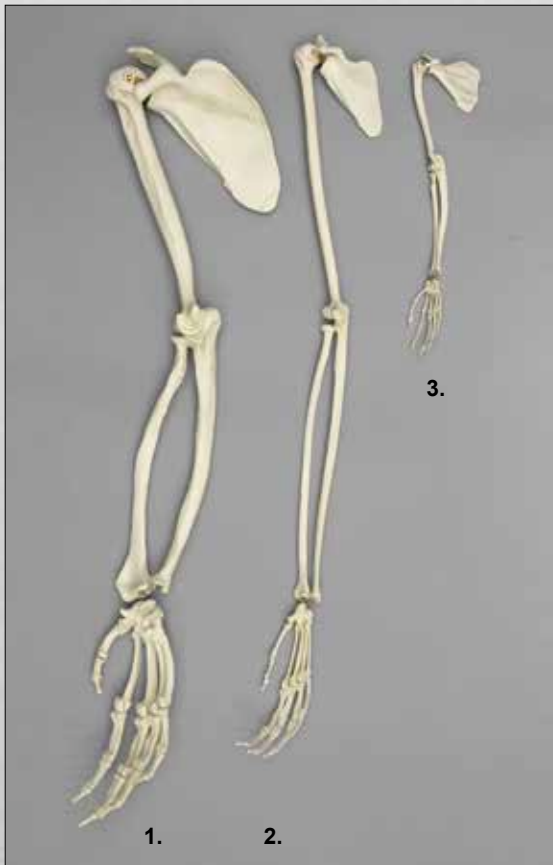


**Indri Lemur Skull**  
*Indri indri*  
4" L, 2 1/2" W, 2 1/2" H  
BC-282 .....\$145.00



**Indri Lemur Skeleton, Articulated**  
(Log and Base Included)  
12" W x 28" H  
SC-282-A..... \$2,900.00

**Indri Lemur Skeleton, Disarticulated**  
SC-282-D..... \$2,400.00



## PRIMATE ARM ARTICULATIONS

Bone Clones® primate arm articulations permit the study of how the scapula's shape and attachment to the humerus affect the function and mobility of forelimb use. Their study also furthers understanding of the evolutionary development of primates.

### 1. Chimpanzee Arm, Articulated

*Pan troglodytes*  
SC-003-67-AS.....\$481.50

### 2. Siamang Arm, Articulated

*Symphalangus syndactylus*  
SC-047-67-AS.....\$386.00

### 3. Weeping Capuchin Arm, Articulated

*Cebus olivaceus*  
SC-263-67-AS.....\$386.00

Arm articulations for the following primates are also available:

Orangutan .....	SC-002-67-AS .....	\$481.50
Mandrill Baboon .....	SC-010-67-AS .....	\$481.50
Gorilla .....	SC-028-67-AS .....	\$481.50
Vervet .....	SC-069-67-AS .....	\$386.00
Bonobo .....	SC-123-67-AS .....	\$481.50
Rhesus Macaque .....	SC-137-67-AS .....	\$386.00
Black Spider Monkey.....	SC-265-67-AS .....	\$386.00
Indri Lemur .....	SC-282-67-AS .....	\$427.00





**Human Female  
Pectoral Set of 3**  
*Homo sapiens*  
SC-211-HSC.....\$160.00

### Primate Pectoral Sets: Humerus, Scapula, Clavicle - Set of 3

The locomotor habits of the different groups of primates are reflected in the shape and proportions of the scapula as well as in the degree of rotation displayed by the head of the humerus in the shoulder joint. The clavicle functions as a strut, holding the upper limb away from the trunk.

5-year-old Child.....	SC-183-HSC.....	\$150.00
Chimpanzee.....	SC-003-HSC.....	\$205.00
Orangutan.....	SC-002-HSC.....	\$205.00
Mandrill Baboon.....	SC-010-HSC.....	\$205.00
Gorilla.....	SC-028-HSC.....	\$205.00
Siamang.....	SC-047-HSC.....	\$150.00
Rhesus Macaque.....	SC-137-HSC.....	\$150.00
Vervet Monkey.....	SC-069-HSC.....	\$150.00
Weeping Capuchin Monkey.....	SC-263-HSC.....	\$150.00
Black Spider Monkey.....	SC-265-HSC.....	\$150.00

### Primate Innominate & Femur Sets

The pelvic girdle is adapted for stability. The ischium, one of three bones that fuse to create the innominate, is especially large in Old World monkeys. The hip, like the shoulder, is a ball-and-socket joint.

Human.....	SC-211-IF.....	\$130.00
Orangutan.....	SC-002-IF.....	\$185.00
Mandrill Baboon.....	SC-010-IF.....	\$185.00
Gorilla.....	SC-028-IF.....	\$190.00
Siamang.....	SC-047-IF.....	\$135.00
Rhesus Macaque.....	SC-137-IF.....	\$135.00
Vervet Monkey.....	SC-069-IF.....	\$135.00
Weeping Capuchin Monkey.....	SC-263-IF.....	\$135.00
Black Spider Monkey.....	SC-265-IF.....	\$135.00



**Chimpanzee  
Innominate  
& Femur Set**  
*Pan troglodytes*  
SC-003-IF.....\$160.00

### Primate Hand and Foot

Primate hands and feet are available in the following configurations:

- articulated, rigid
- semi-articulated
- disarticulated

The chimpanzee hands shown to the right illustrate the three options. Pricing listed below is for the disarticulated versions.

For additional information and pricing go to:  
[www.boneclones.com](http://www.boneclones.com)



**Chimpanzee Hand,  
Disarticulated**  
*Pan troglodytes*  
KO-303-D.....\$155.00



**Chimpanzee Hand,  
Articulated, Rigid**  
*Pan troglodytes*  
KO-303-A.....\$150.00



**Chimpanzee Hand,  
Semi-articulated**  
*Pan troglodytes*  
SC-003-184-SA.. \$125.00

Hand		Foot	
Human.....	H-04-F.....	F-04-F.....	\$145.00
Orangutan.....	KO-202-D.....	KO-204-D.....	\$155.00
Mandrill Baboon.....	SC-010-24-D.....	SC-010-29-D.....	\$155.00
Gorilla.....	KO-208-D.....	KO-209-D.....	\$155.00
Siamang.....	KO-149-D.....	KO-148-D.....	\$145.00
Rhesus Macaque.....	SC-137-184-D.....	SC-137-185-D.....	\$145.00
Vervet Monkey.....	SC-069-184-D.....	SC-069-185-D.....	\$145.00
Weeping Capuchin Monkey.....	SC-263-184-D.....	SC-263-185-D.....	\$145.00
Black Spider Monkey.....	SC-265-184-D.....	SC-265-185-D.....	\$145.00



## Primate Endocasts and Brains

Cranial endocasts provide a representation of the area inside the cranial cavity, which allows for an estimate of the volume of the brain. They provide the details of the outer surface of the brain, taking into account that the space within the cavity is also filled with soft tissue structures such as blood vessels and nerves. Because endocasts are useful for comparing relative sizes of different areas of the brain, they are instrumental in evolutionary study. We would like to thank Ralph Holloway, Professor of Anthropology at Columbia University, for the opportunity to cast these rare endocasts.



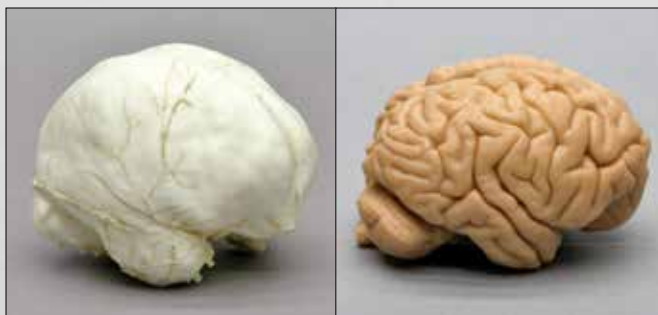
**Gorilla, Adult Male**  
*Gorilla gorilla*  
5" L, 3 3/4" W, 3 1/4" H  
KO-229 .....\$139.00

**Bonobo, Adult Male**  
*Pan paniscus*  
4 1/2" L, 3 3/4" W, 3 1/4" H  
KO-227 .....\$139.00

**Silvery Gibbon, Adult Male**  
*Hylobates moloch*  
2 3/4" L, 2 3/4" W, 1 3/4" H  
KO-228 .....\$139.00

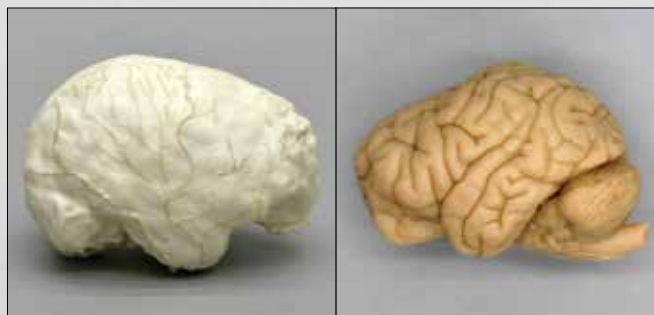
**Chimpanzee, Adult Female**  
*Pan troglodytes*  
4 1/2" L, 3 3/4" W, 3" H  
KO-231 .....\$139.00

**Siamang, Adult Male**  
*Symphalangus syndactylus*  
3" L, 2 1/2" W, 2" H  
KO-230 .....\$139.00



**Orangutan Male, Endocast**  
*Pongo pygmaeus*  
4 1/2" L, 3 3/4" W, 3 1/4" H  
KO-232 .....\$139.00

**Orangutan Brain**  
*Pongo pygmaeus*  
4 1/2" L, 3 1/4" W, 3" H  
KO-287 .....\$210.00



**Chimpanzee Male, Endocast**  
*Pan troglodytes*  
4 3/4" L, 3 1/2" W, 3 1/4" H  
KO-292-E .....\$139.00

**Chimpanzee Male, Brain**  
*Pan troglodytes*  
4 1/2" L, 3 1/2" W, 3 1/2" H  
KO-292-B .....\$210.00



We consider it a unique opportunity to cast a chimpanzee skull with the calvarium cut. To also have the associated brain and endocast available offers a rare opportunity to further study this important primate.

**Chimpanzee, Male, Calvarium Cut**  
*Pan troglodytes*  
8" L, 5 1/2" W, 6 1/2" H  
BC-292 .....\$295.00



**ARTICULATED, RIGID HANDS AND FEET**



**Human Hand, Adult Male**  
*Homo sapiens*  
 7" L  
 H-02-M.....\$135.00



**Human Foot, Adult Male**  
*Homo sapiens*  
 9" L  
 F-02-M.....\$135.00



**Human Foot, 5-year-old Child**  
*Homo sapiens*  
 4 3/4" L  
 KO-185.....\$98.00



**Human Hand, 5-year-old Child**  
*Homo sapiens*  
 4" L  
 KO-184.....\$98.00



**Bonobo Hand**  
*Pan paniscus*  
 9" L  
 KO-124-A...\$145.00



**Bonobo Foot**  
*Pan paniscus*  
 8" L  
 KO-125-A...\$145.00



**Siamang Hand**  
*Symphalangus syndactylus* 6" L  
 KO-149-A...\$135.00



**Siamang Foot**  
*Symphalangus syndactylus* 5 3/4" L  
 KO-148-A...\$135.00



**Chimpanzee Hand**  
*Pan troglodytes*  
 10" L  
 KO-303-A...\$150.00



**Chimpanzee Foot**  
*Pan troglodytes*  
 9" L  
 KO-304-A...\$150.00



**Gorilla Hand**  
*Gorilla gorilla*  
 11" L  
 KO-208-A .....\$150.00



**Gorilla Foot**  
*Gorilla gorilla*  
 13" L  
 KO-209-A .....\$150.00



**Orangutan Hand**  
*Pongo abelii*  
 13 3/4" L  
 KO-202-A .....\$150.00



**Orangutan Foot**  
*Pongo abelii*  
 14 1/4" L  
 KO-204-A .....\$150.00



**1. Gorilla Hand, Left, Male**  
*Gorilla gorilla*  
 12" L, 6" W  
 LC-05..... \$185.00

**2. Gorilla Hand, Right, Female**  
*Gorilla gorilla*  
 10" L  
 LC-09..... \$165.00

**3. Gorilla Hand, Left, Female**  
*Gorilla gorilla*  
 10" L, 5 1/2" W  
 LC-10..... \$165.00

**4. Gorilla Hand, Right, Male**  
*Gorilla gorilla*  
 12 1/2" L, 6 1/2" W  
 LC-06..... \$185.00

**5. Orangutan Hand, Left, Male**  
*Pongo abelii*  
 12 1/2" L, 6" W  
 LC-07..... \$185.00

**6. Orangutan Hand, Right, Female**  
*Pongo pygmaeus*  
 9 1/2" L, 4 1/4" W  
 LC-11..... \$165.00

**7. Orangutan Foot, Left, Female**  
*Pongo pygmaeus*  
 9" L, 3 1/2" W  
 LC-12..... \$165.00

**8. Orangutan Foot, Right, Male**  
*Pongo abelii*  
 12 1/2" L, 6" W  
 LC-08..... \$185.00

**9. Gibbon Hand, Left**  
*Hylobates lar*  
 4 1/2" L, 2" W  
 LC-13..... \$75.00

**10. Gibbon Foot, Right**  
*Hylobates lar*  
 4 1/2" L, 2" W  
 LC-14..... \$75.00

**11. Chimpanzee Hand, Right, Male**  
*Pan troglodytes*  
 8 1/2" L, 4 1/2" W  
 LC-23..... \$145.00

**12. Chimpanzee Foot, Right, Male**  
*Pan troglodytes*  
 10" L  
 LC-24..... \$145.00

**13. Bonobo Hand, Right, Male**  
*Pan paniscus*  
 8" L, 4 1/2" W  
 LC-28..... \$145.00

**14. Bonobo Foot, Right, Male**  
*Pan paniscus*  
 9 1/2" L, 4 1/4" W  
 LC-29..... \$145.00



**Human Hand Life Cast, Right, Male**  
*Homo sapiens*  
 7 1/2" L, 4" W  
 LC-17.....\$140.00



**Skeletal Human Hand Printed from CT Scan**  
*Homo sapiens*  
 (from same individual as LC-17, above)  
 9 1/2" H on stand  
 KO-391 .....\$149.00



**15. Gorilla Head, Male**  
*Gorilla gorilla*  
 15 1/4" L, 9 1/2" W, 8" H  
 LC-30.....\$160.00

**16. Gorilla Head, Female**  
*Gorilla gorilla*  
 10" L, 8" W, 5" H  
 LC-25.....\$145.00

**17. Orangutan Head, Male**  
*Pongo abelii*  
 16 1/2" L, 12" W, 8" H  
 LC-26.....\$160.00



A.L. 129 <i>Australopithecus afarensis</i> Knee.....	60	Bullet Wound.....	36, 38-39, 40-41	Endocast, Human.....	11
A.L. 288-1 <i>A. afarensis</i> "Lucy".....	51-53	Button Osteoma.....	30	Endocast, Primate.....	75
A.L. 444-2 <i>A. afarensis</i> Skull.....	51	<i>Callicebus torquatus</i> .....	64	Ethmoid.....	12
Accessories.....	5, 6, 25, 34, 37	<i>Callithrix jacchus</i> .....	65	European Female Skeleton.....	2, 5
Acheulean Tools.....	61	Calvarium Cut Skull, Adolescent.....	4	European Male Skeleton.....	2, 5
Achondroplasia Skeleton.....	36	Calvarium Cut Skull, Chimpanzee.....	75	Facial Reconstruction.....	41
Acromegaly.....	34	Calvarium Cut Skull, Human....	4, 11, 13, 15, 24, 27, 31, 36	Farpoint Clovis Spearpoint.....	61
Adolescent Human Skeleton.....	4, 43	Carrying Case.....	5, 6, 25, 34, 37	Female Asian Skeleton.....	3, 5
Adolescent Human Skull.....	4	<i>Cebuella pygmaea</i> .....	65	Female European Skeleton.....	2, 5
Adult Human Skull.....	8-9	<i>Cebus olivaceus</i> .....	68	Femur, <i>A. afarensis</i> .....	52
<i>Aegyptopithecus zeuxis</i> .....	46	Centrum Union Set.....	45	Femur, Healed Comminuted Fracture.....	32
African-American Female Postcranial.....	36	<i>Cercopithecus pygerythrus</i> .....	69	Femur, Healed Fracture.....	33, 43-44
<i>Alouatta palliata</i> .....	64	Cervical Ribs with Vertebra and 2 Humeri.....	42	Femur, <i>Homo erectus</i> .....	60
Amputation.....	32-33, 44	Cervical Vertebrae.....	E, 6	Femur, Human.....	E, 6, 21
Ancestry Skulls.....	7-9, 18	Chacma Baboon.....	64	Femur, Neanderthal.....	54-55
Ankle Joint.....	16, 17	Child Bone Box.....	25	Femur, Osteoporosis.....	6
Ankle Sprain Model.....	17	Child Skeleton.....	24-26	Femur, Osteosarcoma.....	33
Ankylosing Spondylitis.....	32	Child Skull, Human.....	22-24	Femur, Primate Set.....	70
<i>Aotus trivirgatus</i> .....	65	Child Skull, Neanderthal.....	48	Femur, Rickets.....	33
Ape Arms.....	73	Child Teeth.....	23	Femur, Zoological.....	21
Appendicular Skeleton.....	20	Child Vertebral Column.....	25	Fetal Chimpanzee Skull.....	62
<i>Ardipithecus ramidus</i> Hand, Foot, Pelvis.....	57	Chimpanzee Arm.....	73	Fetal Human Skeleton.....	29
<i>Ardipithecus ramidus</i> Skull.....	51, 57	Chimpanzee Brain.....	75	Fetal Human Skull.....	27-28
Arm, Aye-Aye.....	65	Chimpanzee Hand and Foot.....	74, 76	Fetal Orangutan Skull.....	62
Arm, Human.....	E, 5	Chimpanzee Hyoid.....	14	Fibula, Healed Fractures.....	33, 43
Arm, Primate.....	73	Chimpanzee Knee.....	60	Fibula, Human.....	E
Arthritis.....	45	Chimpanzee Life Cast.....	70, 77	Fibula, Neanderthal.....	54-55
Asian Female Skeleton.....	3, 5	Chimpanzee Pelvis and Femur.....	53, 71	Fibula, Rickets.....	33
Asian Male Skeleton.....	3, 5	Chimpanzee Skull.....	53, 66	Flexible Vertebral Column.....	16, 25
Asian Male Skeleton, Robust.....	3, 5	Chimpanzee Skull, Adult.....	63	Flores LB1 Skull, "The Hobbit", <i>H. floresiensis</i> .....	48
Atapuerca 5, <i>Homo heidelbergensis</i> .....	48	Chimpanzee Skull, Calvarium Cut.....	75	Foot, <i>Ardipithecus ramidus</i> .....	57
<i>Ateles paniscus</i> .....	68	Chimpanzee Skull, Fetal and Infant.....	62	Foot, Beauchene.....	19
Atelier Daynes Hominid Busts.....	59	Chimpanzee Skull, Juvenile.....	63	Foot, <i>Homo habilis</i> .....	60
Atlas, Neanderthal.....	54-55	Clavicle, Healed Double Fracture.....	33	Foot, Human.....	E, 17, 74, 76
Auditory Exostosis.....	32	Clavicle, Human.....	E	Foot, Magnetic.....	19
<i>Australopithecus aethiopicus</i> .....	50	Clavicle, Neanderthal.....	54-55	Foot, Neanderthal.....	54-55
<i>Australopithecus afarensis</i> Knee.....	60	Clovis Spearpoint.....	61	Foot, Primate.....	74, 76-77
<i>Australopithecus afarensis</i> Skeleton, "Lucy".....	52-53	Coccyx, Human Adult.....	E	Forbes' Quarry, <i>Homo neanderthalensis</i> .....	48
<i>Australopithecus afarensis</i> Skulls.....	50-52	Color-coded Human Skull.....	14-15	Forensic Bear Paw.....	38
<i>Australopithecus africanus</i> Pelvis.....	60	Common Marmoset.....	65	Forensic Set.....	38
<i>Australopithecus africanus</i> Skulls.....	50-51	Comparative Ape Skull Set.....	62	Fossil Hominid Skull, Scale.....	7, 59
<i>Australopithecus anamensis</i> Set.....	60	Comparative Bone Scaling Femur Set.....	21	Fossil Primates.....	46
<i>Australopithecus boisei</i> .....	50-51	Comparative Economy Set.....	37	Fracture, Clavicle, Healed Double.....	33
<i>Australopithecus robustus</i> .....	50-51	Comparative Human Femora.....	21	Fracture, Femur Hip Fracture.....	44
Axial Skeleton.....	20	Comparative Human Skulls, Ancestry and Sex.....	18	Fracture, Healed Comminuted Femur.....	32
Aye-Aye Arm.....	65	Comparative Lesser Primate Skull Set.....	65	Fracture, Healed Facial.....	38
Aye-Aye Skull.....	65	Comparative Maxilla Set.....	38	Fracture, Healed Femur.....	43
Baboon, Chacma.....	64	Comparative Metatarsal Set.....	60	Fracture, Healed Fibula.....	33, 43
Baboon, Mandrill Hand.....	67	Comparative Modern and Archaic Children.....	24-25	Fracture, Healed Frontal Bone.....	30
Baboon, Mandrill Skeleton.....	67	Comparative Neanderthal, Modern Human.....	54-55	Fracture, Healed Hip.....	33, 44
Baboon, Mandrill Skull.....	64	Comparative Osteoporosis and Normal Femora.....	6	Fracture, Healed Parietal Bone.....	30
Bear Paw.....	38	Comparative Primate Femora.....	70	Fracture, Healed Scapula.....	33
Beauchene Hand and Foot.....	19	Comparative Vertebrae, Arthritic and Normal.....	45	Fracture, Healed Tibia.....	33, 43
Biomechanics.....	21	Cotton-top Tamarin.....	65	Fracture, Innominate.....	44
Black Skull, <i>A. (P.) aethiopicus</i> .....	50	Cradle Boarding.....	30	Fracture, Mid-facial.....	31
Black Spider Monkey Arm.....	73	Cranial Binding.....	44	Fracture, Radius.....	44
Black Spider Monkey Hand and Foot.....	74	Cribrra Orbitalia.....	32	Fracture, Sling Shot Wound.....	31
Black Spider Monkey Pelvis and Femur.....	71	Cro-Magnon.....	46	Fracture, Tibia, Sagittal Cut.....	33
Black Spider Monkey Skeleton.....	68	D211 <i>Homo erectus</i> Mandible.....	47	Fracture, Ulna.....	44
Black Spider Monkey Skull.....	68	D2280 <i>Homo erectus</i> Cranium.....	47	Fracture, Ulna, Healed Parry.....	33
Blunt Force Trauma.....	38, 40-41	D2282 <i>Homo erectus</i> Cranium.....	47	Gibbon Life Cast.....	77
Bodo, <i>Homo heidelbergensis</i> .....	48	D2600 <i>Homo erectus</i> Mandible.....	47	Gibbon Skull, White-handed.....	63
Bone Box, Adult.....	6	D2700 <i>Homo erectus</i> Cranium.....	47	Gibraltar 1, <i>Homo neanderthalensis</i> Skull.....	48
Bone Box, Child.....	25	D2735 <i>Homo erectus</i> Mandible.....	47	Gladiator.....	39
Bone Graft.....	33, 44	D3444 <i>Homo erectus</i> Cranium.....	47	Goodall, Jane.....	70
Bonobo Arm.....	73	D3900 <i>Homo erectus</i> Mandible.....	47	Gorilla Arm.....	73
Bonobo Hand and Foot.....	76	D4500 <i>Homo erectus</i> Cranium.....	47	<i>Gorilla gorilla beringei</i> .....	63
Bonobo Life Cast.....	77	<i>Daubentonia madagascariensis</i> .....	65	Gorilla Hand and Foot.....	74, 76
Bonobo Pelvis and Femur.....	71	Daynes Hominid Busts.....	59	Gorilla Hyoid.....	14
Bonobo Skeleton.....	67	Dental Abscessing.....	32	Gorilla Life Cast.....	77
Bonobo Skull.....	63	Denitition, Human Child.....	23-24	Gorilla Pelvis and Femur.....	71
Bornean Orangutan.....	63	Dmanisi Skulls, <i>Homo erectus</i> .....	47	Gorilla Skeleton.....	66
BOU-VP-16/1 "Herto".....	46	DNH 7 <i>A. (P.) robustus</i> .....	51	Gorilla Skull.....	63
Brain, Chimpanzee.....	75	Down Syndrome.....	40	Gorilla Skull, Infant.....	62
Brain, Human.....	10, 11, 15	Drimolen Skull, DNH 7, <i>A. (P.) robustus</i> .....	51	Gorilla Skull, Mountain.....	63
Brain, Orangutan.....	75	Dwarf.....	36	GSP 15000 <i>Sivapithecus</i> Skull.....	46
Brain, Sectioned.....	10	Economy.....	9, 37	Gunshot Wound.....	36, 38-39, 40-41
Broken Hill 1, <i>Homo heidelbergensis</i> .....	48	Elbow Joint.....	16	Hammer Blows.....	39
		Elderly Human Skull.....	39	Hand, <i>A. ramidus</i> .....	57

Hand, Beauchene .....	19	Human Medical Study Skull.....	13	Human Ulna, Healed Parry Fracture .....	33
Hand, Human .....	E, 19, 74, 76-77	Human Occipital .....	6	Human Vertebrae, Centrum Union Set .....	45
Hand, Magnetic .....	19	Human Ossicles.....	12	Human Vertebrae, Fused .....	42
Hand, Mandrill Baboon .....	67	Human Patella .....	E	Human Vertebrae, Sets .....	E, 6, 45
Hand, Neanderthal.....	54-55	Human Patella, Osteoarthritis .....	33	Human Vertebrae, Single .....	E, 45
Hand, Primate .....	74, 76-77	Human Pelvis .....	E, 17	Human Vertebral Column.....	E, 44
Hanuman Langur .....	64	Human Pelvis, Magnetic .....	16	Human Vertebral Column, Magnetic .....	16
Healed Bullet Rib .....	38	Human Postcranial .....	E, 6, 36, 43	Humerus, Amputation .....	32
Herto Skull, <i>Homo sapiens idaltu</i> .....	46	Human Radius .....	E	Humerus, Fracture.....	32
Hip Joint .....	16, 33, 44	Human Ribs.....	E	Humerus, Human Adult.....	E
Hominid Skulls.....	7, 46-59	Human Sacrum .....	E	Humerus, Neanderthal .....	54-55, 60
Hominid Skulls, Scale .....	7, 59	Human Sacrum and L-5, Fused.....	42	Humerus, Scapula, Clavicle Set.....	E
<i>Homo antecessor</i> .....	49	Human Sacrum, Spina Bifida Occulta .....	33	Hydrocephaly .....	34
<i>Homo erectus</i> Dmanisi Skulls.....	47	Human Scapula.....	E	<i>Hylobates lar</i> .....	63
<i>Homo erectus</i> Knee .....	60	Human Scapula, Healed Fracture .....	33	Hyoid, Chimpanzee .....	14
<i>Homo erectus</i> Skulls.....	47, 49	Human Skeleton, Achondroplasia .....	36	Hyoid, Gorilla .....	14
<i>Homo erectus</i> Tools.....	61	Human Skeleton, Adolescent .....	4, 43	Hyoid, Howler Monkey .....	64
<i>Homo ergaster</i> Skeleton .....	56	Human Skeleton, Adult .....	2-5	Hyoid, Human Adult .....	E, 14
<i>Homo ergaster</i> Skulls .....	49, 56	Human Skeleton, Child .....	24-26	Hyoid, Human Child .....	14
<i>Homo floresiensis</i> .....	48	Human Skeleton, Disarticulated and Half .....	4-5	Hyoid, Neanderthal.....	14, 54-55
<i>Homo habilis</i> Foot .....	60	Human Skeleton, Fetal .....	29	Hyoid, Orangutan .....	14
<i>Homo habilis</i> Skulls .....	49	Human Skull (Partial), Cribra Orbitalia .....	32	Hyoid, Ossified .....	14, 42
<i>Homo heidelbergensis</i> .....	48	Human Skull Fracture Set of Six Fragments.....	40	Hyoid, Set .....	14
<i>Homo neanderthalensis</i> Skeleton.....	54-55	Human Skull, Acromegaly .....	34	Hyoid, Siamang.....	14
<i>Homo neanderthalensis</i> Skulls .....	48, 55	Human Skull, Adolescent.....	4	Hyperostosis Frontalis Interna.....	41
<i>Homo neanderthalensis</i> Tools .....	61	Human Skull, Adult.....	8-9	Incus .....	12
<i>Homo rudolfensis</i> .....	49	Human Skull, Artificial Deformation .....	30	<i>Indri indri</i> .....	65, 73
<i>Homo sapiens idaltu</i> .....	46	Human Skull, Blunt Force Trauma, Eye Orbit .....	40	<i>Indri Lemur Arm</i> .....	73
Howler Monkey Hyoid .....	64	Human Skull, Blunt Force Trauma, Hit by Truck .....	41	<i>Indri Lemur Skeleton</i> .....	73
Howler Monkey Skull.....	64	Human Skull, Broad Ax Wound.....	38	<i>Indri Lemur Skull</i> .....	65, 73
Human Adolescent Skeleton .....	4, 43	Human Skull, Button Osteoma .....	30	Infant Chimpanzee Skull .....	62
Human Adult Teeth .....	14	Human Skull, Calvarium Cut .....	4, 11, 13, 15, 24, 27, 31, 36	Infant Gorilla Skull .....	62
Human Ankle.....	16-17	Human Skull, Color-coded.....	14-15	Infant Human Skull .....	22
Human Arm .....	E, 5	Human Skull, Cradle Boarding.....	30	Infant Orangutan Skull .....	62
Human Brain .....	10, 11, 15	Human Skull, Cranial Binding .....	40	Innominate and Femur Sets .....	74
Human Calvarium, Hyperostosis Frontalis Interna.....	41	Human Skull, Disarticulated .....	13	Innominate, <i>A. afarensis</i> .....	53
Human Cervical Ribs, Vertebra, 2 Humeri.....	42	Human Skull, Down Syndrome .....	40	Innominate, Fracture, Bone Graft .....	44
Human Cervical Vertebrae, Occipital Assembly .....	6	Human Skull, Elderly .....	39	Innominate, Human .....	E
Human Child Hyoid .....	14	Human Skull, Facial Reconstruction .....	41	Intermembral Sets .....	72
Human Child Skull .....	22-24	Human Skull, Gunshot Wound.....	36, 39, 40-41	Jane Goodall .....	70
Human Child Teeth .....	23-24	Human Skull, Half .....	15	Joint, Ankle .....	16
Human Child Vertebrae, Ribs, Sacrum, Scoliosis .....	44	Human Skull, Hammer Blows .....	39	Joint, Elbow .....	16
Human Child Vertebral Column.....	25	Human Skull, Healed Blunt Force Trauma .....	38	Joint, Hip .....	16
Human Clavicle .....	E	Human Skull, Healed Frontal Bone Fracture .....	30	Joint, Knee .....	16, 60
Human Clavicle, Healed Double Fracture .....	33	Human Skull, Healed Parietal Bone Fracture.....	30	Joint, Shoulder .....	16
Human Coccyx.....	E	Human Skull, Hydrocephalic .....	34	Joint, Wrist.....	16
Human Endocast .....	11	Human Skull, Incomplete Trephination .....	31	Juvenile Chimpanzee Skull .....	63
Human Ethmoid.....	12	Human Skull, Leishmaniasis .....	30	Kennewick Man Skull .....	46
Human Femur .....	E, 6, 17, 21	Human Skull, Machete-wound .....	39	<i>Kenyanthropus platyops</i> .....	50
Human Femur, Amputation.....	44	Human Skull, Magnetic .....	14	Knee, <i>Australopithecus afarensis</i> .....	60
Human Femur, Healed Comminuted Fracture .....	32	Human Skull, Masculinized .....	39	Knee, Chimpanzee .....	60
Human Femur, Healed Hip Fracture.....	33	Human Skull, Medical Study .....	13	Knee, <i>Homo erectus</i> .....	60
Human Femur, Osteoporosis .....	6	Human Skull, Meningioma .....	30	Knee, Joint .....	16, 60
Human Femur, Osteosarcoma.....	33	Human Skull, Mid-facial Fracture.....	31	KNM-ER 1470 <i>Homo rudolfensis</i> .....	49
Human Femur, Rickets.....	33	Human Skull, Numbered .....	13	KNM-ER 1481 <i>Homo erectus</i> Femur, Partial Tibia .....	60
Human Fetal Skeleton .....	29	Human Skull, Porotic Hyperostosis.....	30	KNM-ER 1813 <i>Homo habilis</i> .....	49
Human Fetal Skull .....	27-28	Human Skull, Roman Gladiator.....	39	KNM-ER 3733 <i>Homo ergaster</i> .....	49
Human Fibula .....	E	Human Skull, Scale .....	7, 18, 59	KNM-ER 406 A. ( <i>P.</i> ) boisei .....	50
Human Fibula, Healed Fractures.....	33	Human Skull, Scaphocephalic .....	39	KNM-ER 732 A. ( <i>P.</i> ) boisei .....	51
Human Fibula, Rickets .....	33	Human Skull, Sharp-force Trauma.....	31	KNM-WT 15000 <i>Homo ergaster</i> Skeleton.....	56
Human Foot.....	E, 17, 74, 76	Human Skull, Sling Shot Wound .....	31	KNM-WT 15000 <i>Homo ergaster</i> Skull .....	49, 56
Human Foot, Beauchene .....	19	Human Skull, Spanish Conquistador .....	38	KNM-WT 17000 A. ( <i>P.</i> ) <i>aethiopicus</i> .....	50
Human Foot, Magnetic .....	19	Human Skull, Syphilis .....	30	KNM-WT 40000 <i>Kenyanthropus platyops</i> .....	50
Human Half Skeleton.....	4-5	Human Skull, Trephined.....	31, 44	La Chapelle-aux-Saints, <i>H. neanderthalensis</i> .....	48
Human Hand .....	E, 19, 74, 76-77	Human Sphenoid .....	12	La Ferrassie 1, <i>Homo neanderthalensis</i> .....	48, 55
Human Hand, Beauchene .....	19	Human Sternum.....	E, 44	Langur .....	64
Human Hand, Magnetic .....	19	Human Teeth, Adult.....	14	LB1 Flores Skull .....	48
Human Humerus .....	E	Human Teeth, Child .....	23	Leg, Human .....	E, 5
Human Humerus Amputation .....	32	Human Teeth, Dental Abscessing .....	32	Leishmaniasis .....	30
Human Humerus Fracture .....	32	Human Temporal Bone .....	12, 32	<i>Lemur catta</i> .....	65
Human Hyoid .....	E, 14, 42	Human Thyroid, Ossified .....	42	Lemur, <i>Indri</i> .....	65, 73
Human Innominate .....	E	Human Tibia .....	E	Lemur, Mouse .....	65
Human Joints .....	16	Human Tibia and Fibula, Amputation .....	33	Lemur, Ring-tailed .....	65
Human Knee.....	16, 60	Human Tibia, Bone Graft .....	33	Lemur, Sifaka .....	65
Human Leg .....	E, 5	Human Tibia, Fracture, Sagittal Cut.....	33	Lesson Plans .....	10, 17, 27, 38, 58
Human Life Cast .....	77	Human Tibia, Healed Fracture.....	33	Life Cast, Ape.....	77
Human Mandible, Dental Abscessing.....	32	Human Tibia, Rickets .....	33	Life Cast, Chimpanzee .....	70
Human Manubrium, Fused Ossified Cartilage.....	42	Human Tibia, Squatting Facet.....	32	Life Cast, Human .....	77
Human Maxilla Set.....	38	Human Ulna.....	E	Life Cast, Jane Goodall.....	70



Locomotion.....	72	Ordering.....	D	<i>Pongo pygmaeus</i> Adult Skull.....	63
<i>Loris tardigradus</i> .....	65	Ossicles.....	12	<i>Pongo pygmaeus</i> Fetal Skull.....	62
Loris, Slender.....	65	Ossicles, Scaled.....	12	<i>Pongo pygmaeus</i> Infant Skull.....	62
Loris, Slow.....	65	Ossified Hyoid.....	14, 42	Porotic Hyperostosis.....	30
Lucy, <i>Australopithecus afarensis</i> Skeleton.....	52-53	Ossified Manubrium.....	42	Postcranial, Human Adult.....	E, 6, 36, 43
Lucy, <i>Australopithecus afarensis</i> Skull.....	51-52	Ossified Thyroid.....	42	Postcranial, Human Fetal.....	27
Lumbar Vertebrae.....	E	Osteoarthritis.....	33	Primate Arms.....	73
<i>Macaca mulatta</i> .....	69	Osteological Evaluation Reports.....	10	Primate Endocasts.....	75
Machete-wound.....	39	Osteoma.....	30	Primate Hands and Feet.....	74, 76-77
Magnetic Foot.....	19	Osteoporosis.....	6	Primate Innominate and Femur Sets.....	74
Magnetic Hand.....	19	Osteosarcoma.....	33	Primate Intermembral Sets.....	72
Magnetic Human Pelvis.....	16	Owl Monkey.....	65	Primate Pectoral Sets.....	74
Magnetic Human Skull.....	14	<i>Pan paniscus</i> Skeleton.....	67	Primate Pelvis and Femur Sets.....	71
Magnetic Human Vertebral Column.....	16	<i>Pan paniscus</i> Skull.....	63	Primate Skull Set.....	58-59, 62, 65
Magnetic Sharp-force Trauma Cranium.....	31	<i>Pan troglodytes</i> Fetal Skull.....	62	<i>Proconsul africanus</i> .....	46
Male Asian Skeleton.....	3, 5	<i>Pan troglodytes</i> Infant Skull.....	62	<i>Propithecus verreauxi</i> .....	65
Male Asian Skeleton, Robust.....	3, 5	<i>Pan troglodytes</i> Skeleton.....	53, 66	Pseudoarthrosis.....	43
Male European Skeleton.....	2, 5	<i>Pan troglodytes</i> Skull, Adult.....	63	Pygmy Marmoset.....	65
Malleus.....	12	<i>Pan troglodytes</i> Skull, Calvarium Cut.....	75	Radius, Fracture, Bone Graft.....	44
Mandrill Baboon Arm.....	73	<i>Pan troglodytes</i> Skull, Juvenile.....	63	Radius, Human.....	E
Mandrill Baboon Foot.....	74	<i>Papio ursinus</i> .....	64	Radius, Neanderthal.....	54-55
Mandrill Baboon Hand.....	67, 74	<i>Paranthropus aethiopicus</i> .....	50	Reports, Osteological.....	10
Mandrill Baboon Pelvis and Femur.....	71	<i>Paranthropus boisei</i> .....	50-51	Rhesus Macaque Arm.....	73
Mandrill Baboon Skeleton.....	67	<i>Paranthropus robustus</i> .....	50-51	Rhesus Macaque Hand and Foot.....	74
Mandrill Baboon Skull.....	64	Parry Fracture.....	33	Rhesus Macaque Pelvis and Femur.....	71
<i>Mandrillus sphinx</i> .....	64, 67	Patella, Human.....	E	Rhesus Macaque Skeleton.....	69
Manubrium with Fused Ossified Cartilage.....	42	Patella, Neanderthal.....	54	Rhesus Macaque Skull.....	69
Marmoset, Common.....	65	Patella, Osteoarthritis.....	33	Ribs, Cervical.....	42
Marmoset, Pygmy.....	65	Pathology, Achnodroplasia.....	36	Ribs, Human.....	E
Masculinized Skull.....	39	Pathology, Acromegaly.....	34	Ribs, Neanderthal.....	54-55
Maxwell Museum.....	2, 40-43	Pathology, Ankylosing Spondylitis.....	32	Ribs, Sets.....	E
Medical Study Skull.....	13	Pathology, Arthritis.....	45	Rickets.....	33
Meningioma.....	30	Pathology, Auditory Exostosis.....	32	Ring-tailed Lemur.....	65
Metatarsal Primate Set.....	60	Pathology, Button Osteoma.....	30	Robust Male Asian Skeleton.....	3, 5
<i>Microcebus murinus</i> .....	65	Pathology, Cervical Ribs, Vertebra, 2 Humeri.....	42	Roman Gladiator Skull.....	39
Mid-facial Trauma.....	31	Pathology, Cradle Boarding.....	30	<i>Saadanilus hijazensis</i> .....	46
<i>Miopithecus talapoin</i> .....	64	Pathology, Cribra Orbitalia.....	32	Sacrum and L-5, Fused.....	42
Monkey Arms.....	73	Pathology, Dental Abcessing.....	32	Sacrum, <i>A. afarensis</i> .....	53
Monkey, Black Spider.....	68	Pathology, Down Syndrome.....	40	Sacrum, Human.....	E
Monkey, Howler.....	64	Pathology, Facial Reconstruction.....	41	Sacrum, Spina Bifida Occulta.....	33
Monkey, Owl.....	65	Pathology, Fused C-4 through T-3 and 2 Ribs.....	42	Sagittal Cut Skull, Human.....	15
Monkey, Rhesus Macaque.....	69	Pathology, Fused Ossified Cartilage, Manubrium.....	42	<i>Saguinus oedipus</i> .....	65
Monkey, Saki.....	65	Pathology, Fused Sacrum and L-5.....	42	<i>Sahelanthropus tchadensis</i> .....	51
Monkey, Squirrel.....	64	Pathology, Hydrocephaly.....	34	<i>Saimiri sciureus</i> .....	64
Monkey, Talapoin.....	64	Pathology, Hyperostosis Frontalis Interna.....	41	Saki Monkey.....	65
Monkey, Titi.....	64	Pathology, Leishmaniasis.....	30	Sangiran 17 <i>Homo erectus</i> .....	49
Monkey, Vervet.....	69	Pathology, Meningioma.....	30	Sawyer/Maley Neanderthal Reconstruction.....	48, 54-55
Monkey, Weeping Capuchin.....	68	Pathology, Ossified Hyoid.....	14, 42	Scale Ossicles.....	12
Mountain Gorilla.....	63	Pathology, Ossified Manubrium.....	42	Scale Series.....	7, 12, 18, 59
Mouse Lemur.....	65	Pathology, Ossified Thyroid.....	42	Scaphocephalic.....	39
Mousterian Tools.....	61	Pathology, Osteoarthritis.....	33	Scapula, Healed Fracture.....	33
Mrs. Ples, <i>A. africanus</i> .....	50	Pathology, Osteoporosis.....	6	Scapula, Human Adult.....	E
Museum of Man.....	30-33	Pathology, Osteosarcoma.....	33	Scapula, Neanderthal.....	54-55
Nariokotome Boy, <i>Homo ergaster</i> Skeleton.....	56	Pathology, Pits of Parturition.....	36	Scoliosis.....	44
Nariokotome Boy, <i>Homo ergaster</i> Skull.....	49, 56	Pathology, Porotic Hyperostosis.....	30	Sculpted Hominid Busts.....	59
Neanderthal Child.....	48	Pathology, Pseudoarthrosis.....	43	<i>Semnopithecus entellus</i> .....	64
Neanderthal Hyoid.....	14, 54-55	Pathology, Rickets.....	33	Set, <i>Australopithecus anamensis</i> .....	60
Neanderthal Postcranial.....	54-55, 60	Pathology, Scaphocephalic.....	39	Set, Bone Box.....	6
Neanderthal Skeleton.....	54-55	Pathology, Scoliosis.....	44	Set, Bone Scaling.....	21
Neanderthal Skull.....	48, 55	Pathology, Spina Bifida Occulta.....	33	Set, Comparative Economy.....	37
Neanderthal Tools.....	61	Pathology, Syphilis.....	30	Set, Comparative Human 5-year-old.....	24-25
Numbered Skull.....	13	Pathology, Tuberculosis.....	32	Set, Comparative Maxillae.....	38
<i>Nycticebus coucang</i> .....	65	Pectoral Bone Sets.....	74	Set, Femur.....	21
Oase <i>Homo sapiens</i> .....	46	Peking Man, <i>Homo erectus</i> .....	49	Set, Forensic Osteology.....	38
OH 24 <i>Homo habilis</i> .....	49	Pelvis and Femur Set, <i>H. ergaster</i> .....	56	Set, Fossil Hominid Skulls.....	58-59
OH 5 A. ( <i>P.</i> ) <i>boisei</i> .....	50	Pelvis and Femur Set, Primate.....	53, 71	Set, Human Adult Teeth.....	14
OH 7 <i>Homo habilis</i> Jaw.....	49	Pelvis, <i>A. afarensis</i> .....	52	Set, Human Child Teeth.....	23
OH 8 <i>Homo habilis</i> Foot.....	60	Pelvis, <i>A. africanus</i> .....	60	Set, Human Fetal Postcranial.....	27
Orangutan Arm.....	73	Pelvis, <i>A. ramidus</i> .....	57	Set, Human Fetal Skull.....	27-28
Orangutan Brain.....	75	Pelvis, Disarticulated.....	17	Set, Human Fetal Sphenoid, Ethmoid, Temporal.....	29
Orangutan Hand and Foot.....	74, 76	Pelvis, Human.....	E, 17	Set, Human Humerus, Scapula, Clavicle.....	E
Orangutan Hyoid.....	14	Pelvis, Magnetic.....	16	Set, Human Male and Female Skulls.....	11, 18
Orangutan Life Cast.....	77	Pelvis, Neanderthal.....	54-55	Set, Human Ribs.....	E
Orangutan Pelvis and Femur.....	71	Physical Therapy.....	16	Set, Human Skull, Brain, Stand.....	11, 15
Orangutan Skeleton.....	66	Pittdown Man.....	48	Set, Human Sphenoid, Ethmoid, Temporal.....	12
Orangutan Skull, Bornean.....	63	<i>Pithecia pithecia</i> .....	65	Set, Human Vertebrae.....	E, 6, 45
Orangutan Skull, Fetal.....	62	Pits of Parturition.....	36	Set, Hyoid.....	14
Orangutan Skull, Infant.....	62	<i>Pongo abelii</i> Skeleton.....	66	Set, Neanderthal.....	54-55
Orangutan Skull, Sumatran.....	63	<i>Pongo abelii</i> Skull.....	63	Set, Neanderthal Tools.....	61

Set, Ossicles .....	12	Skull, Human Medical Study.....	13	Titi Monkey.....	64
Set, Osteoporosis.....	6	Skull, Human Pathology and Trauma .....	30-44	Tools, Neanderthal .....	61
Set, Primate Femora.....	70	Skull, Human Sagittal Cut.....	15	Tools, Stone .....	61
Set, Primate Innominate and Femur .....	74	Skull, Indri Lemur.....	65, 73	Toumai, <i>Sahelanthropus tchadensis</i> .....	51
Set, Primate Intermembral.....	72	Skull, "Lucy", <i>A. afarensis</i> .....	51-52	Trauma, Blunt Force, Eye Orbit.....	40
Set, Primate Metatarsals.....	60	Skull, Magnetic .....	14	Trauma, Blunt Force, Hit by Truck .....	41
Set, Primate Pectoral.....	74	Skull, Mandrill Baboon.....	64	Trauma, Broad Ax.....	38
Set, Primate Pelvis and Femur.....	71	Skull, Mouse Lemur.....	65	Trauma, Clavicle, Healed Double Fracture.....	33
Set, Primate Skulls.....	58-59, 62, 65	Skull, Neanderthal .....	48, 55	Trauma, Femur, Amputation .....	44
Set, Scale.....	7, 12, 18, 59	Skull, Numbered .....	13	Trauma, Femur, Healed Fracture.....	43
Set, Skull Fracture Segments.....	40	Skull, Orangutan Adult.....	63	Trauma, Fibula, Healed Fractures.....	33, 43
Set, Stone Tools.....	61	Skull, Orangutan Fetal.....	62	Trauma, Gunshot Wound.....	36, 38-39, 40-41
SGS-UM 2009-002 <i>Saadanius hijazensis</i> .....	46	Skull, Owl Monkey.....	65	Trauma, Hammer Blows.....	39
Shanidar 1 and 5 Skulls, <i>H. neanderthalensis</i> .....	48	Skull, Pygmy Marmoset.....	65	Trauma, Healed Blunt Force.....	38
Shanidar 1 Humerus.....	60	Skull, Rhesus Macaque.....	69	Trauma, Healed Bullet Rib.....	38
Sharp Force Trauma.....	31	Skull, Ring-tailed Lemur.....	65	Trauma, Healed Comminuted Facial Fracture .....	38
Shotgun Wound.....	39, 41	Skull, Saki Monkey.....	65	Trauma, Healed Comminuted Femur Fracture.....	32
Shoulder Joint .....	16	Skull, Scale.....	7, 18, 59	Trauma, Healed Frontal Bone Fracture .....	30
Siamang Arm.....	73	Skull, Siamang.....	63	Trauma, Healed Hip Fracture.....	33, 44
Siamang Hand and Foot.....	74, 76	Skull, Sifaka Lemur .....	65	Trauma, Healed Humerus Amputation.....	32
Siamang Hyoid.....	14	Skull, Slender Loris .....	65	Trauma, Healed Humerus Fracture.....	32
Siamang Pelvis and Femur.....	71	Skull, Slow Loris.....	65	Trauma, Healed Parietal Bone Fracture.....	30
Siamang Skeleton.....	67	Skull, Squirrel Monkey .....	64	Trauma, Innominate Fracture .....	44
Siamang Skull.....	63	Skull, Talapoin Monkey.....	64	Trauma, Machete-wound.....	39
Sifaka Lemur.....	65	Skull, Tarsier.....	65	Trauma, Mid-facial Fracture.....	31
<i> Sivapithecus indicus</i> .....	46	Skull, Titi Monkey.....	64	Trauma, Radius Fracture .....	44
SK 48 A. ( <i>P.</i> ) <i>robustus</i> .....	50	Skull, Trephined.....	44	Trauma, Scapula, Healed Fracture.....	33
SK 54 A. ( <i>P.</i> ) <i>robustus</i> .....	50	Skull, "Turkana Boy", <i>H. ergaster</i> .....	49, 56	Trauma, Sharp-force.....	31
Skeleton, Achondroplasia.....	36	Skull, Vervet Monkey.....	69	Trauma, Skull Fracture Set of Six Fragments.....	40
Skeleton, Black Spider Monkey .....	68	Skull, Weeping Capuchin.....	68	Trauma, Sling Shot Wound.....	31
Skeleton, Bonobo.....	67	Skull, White-handed Gibbon.....	63	Trauma, Surgically-altered Bones .....	44
Skeleton, Carrying Case.....	5-6, 25, 34, 37	Skulls, Ancestry .....	7-9, 18	Trauma, Tibia and Fibula, Amputation.....	33
Skeleton, Chimpanzee .....	53, 66	Slender Loris.....	65	Trauma, Tibia, Bone Graft.....	33
Skeleton, Disarticulated Human.....	4-5	Sling Shot Wound.....	31	Trauma, Tibia, Fracture, Sagittal Cut.....	33
Skeleton, Female Asian.....	3, 5	Slow Loris.....	65	Trauma, Tibia, Healed Fracture .....	33, 43
Skeleton, Female European.....	2, 5	Spanish Conquistador Skull.....	38	Trauma, Ulna Fracture.....	44
Skeleton, Gorilla .....	66	Sphenoid .....	12	Trauma, Ulna, Healed Parry Fracture.....	33
Skeleton, Human Adolescent .....	4, 43	Spina Bifida Occulta.....	33	Trephination .....	31, 44
Skeleton, Human Adult.....	2-5	Sprain Model .....	17	Trephination, Incomplete .....	31
Skeleton, Human Child .....	24-26	Squatting Facet.....	32	Tuberculosis .....	32
Skeleton, Human Fetal.....	29	Squirrel Monkey Skull.....	64	Turkana Boy, <i>Homo ergaster</i> Skeleton.....	56
Skeleton, Indri Lemur.....	73	Stapes.....	12	Turkana Boy, <i>Homo ergaster</i> Skull.....	49, 56
Skeleton, "Lucy", <i>A. afarensis</i> .....	52-53	Sternum.....	E, 44	UC Davis.....	36
Skeleton, Male Asian.....	3, 5	Stone Tools .....	61	Ulna, Fracture, Bone Graft.....	44
Skeleton, Male Asian Robust.....	3, 5	Storage Bag for Skulls .....	34	Ulna, Healed Parry Fracture .....	33
Skeleton, Male European.....	2, 5	Sts 5 "Mrs. Ples" Skull.....	50	Ulna, Human Adult.....	E
Skeleton, Mandrill Baboon .....	67	Sts 52 A. <i>africanus</i> Maxilla & Mandible.....	51	Ulna, Neanderthal .....	54-55
Skeleton, Neanderthal.....	54-55	Sts 71 <i>Australopithecus africanus</i> .....	51	Vertebrae, Centrum Union Set.....	45
Skeleton, Orangutan .....	66	Sumatran Orangutan Skull.....	63	Vertebrae, Cervical Vertebrae and Occipital .....	6
Skeleton, Rhesus Macaque .....	69	Surgically-altered Radius, Ulna, Innominate .....	44	Vertebrae, Fused.....	42
Skeleton, Siamang.....	67	<i>Symphalangus syndactylus</i> Skeleton .....	67	Vertebrae, Human.....	E, 6, 42-45
Skeleton, "Turkana Boy", <i>H. ergaster</i> .....	56	<i>Symphalangus syndactylus</i> Skull .....	63	Vertebrae, Sets.....	E, 6, 45
Skeleton, Vervet Monkey .....	69	Syphilis.....	30	Vertebrae, Single .....	E, 42, 45
Skeleton, Weeping Capuchin.....	68	Table of Contents .....	B	Vertebral Column, Child.....	25
Skhul 5 <i>Homo sapiens</i> .....	46	Talapoin Monkey Skull .....	64	Vertebral Column, Flexible .....	16
Skull, Aye-Aye.....	65	Tamarin, Cotton-top .....	65	Vertebral Column, Human.....	E, 6
Skull, Black Spider Monkey.....	68	Tarsier.....	65	Vertebral Column, Magnetic .....	16
Skull, Bonobo .....	63	<i>Tarsius syrichta</i> .....	65	Vertebral Column, Scoliosis .....	44
Skull, Calvarium Cut.....	4, 11, 13, 22, 24, 27, 31, 36, 41, 75	Taung Child, <i>Australopithecus africanus</i> .....	50	Vervet Monkey Arm .....	73
Skull, Chacma Baboon.....	64	Teeth, Dental Abscessing .....	32	Vervet Monkey Hand and Foot .....	74
Skull, Chimpanzee Adult.....	63, 75	Teeth, Human Adult.....	14	Vervet Monkey Pelvis and Femur.....	71
Skull, Chimpanzee Fetal.....	62	Teeth, Human Child.....	23	Vervet Monkey Skeleton .....	69
Skull, Chimpanzee Infant.....	62	Temporal Bone.....	12	Vervet Monkey Skull.....	69
Skull, Chimpanzee, Calvarium Cut .....	75	Temporal Bone, Auditory Exostosis .....	32	Weeping Capuchin Arm .....	73
Skull, Color-Coded Study Skull.....	15	Teshik-Tash, <i>Homo neanderthalensis</i> Child.....	48	Weeping Capuchin Monkey Hand and Foot.....	74
Skull, Common Marmoset .....	65	Thoracic Vertebrae .....	E	Weeping Capuchin Pelvis and Femur .....	71
Skull, Cotton-top Tamarin .....	65	Thorax Assembly, Neanderthal .....	55	Weeping Capuchin Skeleton .....	68
Skull, Cranial Binding .....	44	Thyroid, Ossified .....	42	Weeping Capuchin Skull.....	68
Skull, Flores .....	48	Tibia and Fibula, Amputation .....	33	White-handed Gibbon Skull.....	63
Skull, Fossil Hominid .....	46-59	Tibia and Fibula, Amputation with Fusion .....	33	Wrist Joint.....	16
Skull, Gorilla Adult.....	63	Tibia, Bone Graft.....	33	<i>Zinjanthropus</i> , OH 5 Skull.....	50
Skull, Gorilla Infant.....	62	Tibia, Fracture, Sagittal Cut.....	33	Zoological Femora.....	21
Skull, Half.....	15	Tibia, Healed Fracture .....	33, 43		
Skull, Hanuman Langur .....	64	Tibia, <i>Homo erectus</i> .....	60		
Skull, Howler Monkey.....	64	Tibia, Human.....	E		
Skull, Human Adolescent.....	4	Tibia, Neanderthal .....	54-55		
Skull, Human Adult.....	8-9	Tibia, Rickets .....	33		
Skull, Human Child.....	22-24	Tibia, Squatting Facet .....	32		
Skull, Human Fetal .....	27-28				



MUSEUM QUALITY  
MUSEUM QUALITY



\$8.95

[www.boneclones.com](http://www.boneclones.com)

Made in the U.S.A.